



Océ
ProCut
Display
Graphics
Cutter


The finest in
finishing



Streamline your
workflow from
prepress to finishing

- Discover a fully integrated finishing solution
- Profit from high speed, rock-solid cutting performance
- Save time and money by automating your finishing
- Reduce waste, improve nesting
- Say “yes” to new markets

Streamline your workflow



Océ ProCut™ Display Graphics Cutter

Streamline your workflow from prepress to finishing

The majority of digital prints require trimming or contour cutting after printing but this can be difficult and costly to do in-house. Manual cutting creates extra delays at the finishing stage. Unusual shapes often waste a considerable amount of extra media. Maintaining an inventory of pre-cut stock is ineffective and costly.



Océ ProCut cutter offers a better way. It automates your cutting operations to keep your productivity and margins high.

The Océ ProCut solution includes a range of digital cutting tables, a complete software package for preparing and interpreting the cut data in a seamless workflow, and pre-and post-installation application training and support.

Now you can:

- Reduce turnaround time
- Satisfy quality-conscious customers
- Decrease labor costs
- Trim your media and printing costs
- Keep more revenue in-house
- Say “yes” to new markets

Discover a fully integrated solution



A range of high quality flatbed cutters

Choose from a range of Océ ProCut digital cutting tables manufactured for Océ by Zünd, the worldwide leader in multipurpose cutting solutions. These cutters deliver rock-solid performance and amazing productivity. Whatever the job, they offer a perfect solution for all your finishing needs.

Océ ProCut system can be used to optimize basic trimming tasks for rigid substrates up to 1.97" (50 mm) thick such as foam board, plastic media, acrylic or DIBOND®; and flexible media in rolls or sheets, including paper, banner vinyl, self-adhesive vinyl and fabric. It can also be used for more complex jobs, such as contour-cutting of point-of-purchase displays, through-cutting and creasing of structural projects or kiss-cutting of production-quantity decals.


Océ can guide you in determining which table format, tools, options and accessories will work best for you.

Exclusive Océ ProCut Software for optimal workflow

To drive the Océ ProCut system automatically, three software modules are included:

- Océ ProCut Prepress enables quick and easy preparation of registration marks, barcodes and tool assignments, whatever the printer or RIP.
- Océ ProCut Nesting makes it easy to optimally nest images based on their actual shape. It reduces media consumption and virtually eliminates the need for pre-cut media.
- GTK Cut Pro drives the cutter along the cut path with 100% accuracy. It even compensates for material distortion.

All three modules are fully integrated and feature an intuitive graphical user interface to reduce operator training time and significantly increase overall productivity.



Océ makes it easy to jump into digital cutting

Océ Business Consultants will guide you into the world of digital cutting and continue to help you at every step. These industry experienced application specialists help you define which table format, tools, options and accessories are best for your specific business. They provide full operator training and support on hardware, software and applications.

They offer expertise not only in digital cutting, but also in all areas of display graphics applications, including printing, color management, media usage, workflow design, and application suitability. Their goal is to help you improve productivity from prepress to finishing, and back you up as you develop new applications.

Supporting you all the way

Océ's world-class Service & Support organization will also assist you all along the way. With more than 3,400 service technicians throughout the world, you can count on timely response should it be necessary. Spare parts are stocked in more than 30 countries. When an Océ technician orders a spare part, it is delivered by courier directly to his car stock that same night – this really makes a difference in maximizing your uptime!

Océ ProCut system is part of the complete Océ solution including a complete range of printers, media, consumables, and finishing solutions for display graphics professionals.



Océ ProCut digital cutting tables

Profit from high speed, rock-solid performance

- Highly accurate, digitally controlled cutting system
- Innovative Modular Tool System
- Wide variety of table sizes, tools and conveyor systems
- Support for roll-based media

Best in class flatbed cutters

Océ ProCut Digital Cutting Tables are a new generation of high quality cutters manufactured in Switzerland. They are highly accurate, automated cutting systems that can cut up to 55" per second. Optimized to offer vibration-free performance on a low-maintenance platform, these robust cutting tables can support the most demanding applications.

The tables are built with quality and longevity in mind and feature an extremely durable aluminum table top, an innovative self-adjustable vacuum system and advanced industrial dust protection. This quality is recognized in the market: Zünd is the established leader in manufacturing digital cutting tables with more than 13,000 units installed worldwide.

New Modular Tool System


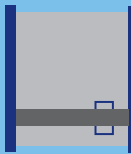








With the new Modular Tool System, up to three tools can be mounted at one time. Changeover time is minimal. A unique automatic initialization feature makes setup fast and reliable.

Decide what works best for you. For some applications, you might need two tools at one time. To cut decals, you can mount the cutting tool and the kiss-cutting tool on the carriage and production will move from one tool to the other.

If your priority is productivity, you want to minimize the weight on the carriage. Simply mount only the tool modules you need. With Océ ProCut cutter, removing a tool module only takes seconds.

If your priority is simplicity for the operator, simply leave the different tools in place, whatever the job. Océ ProCut Software will automatically select the right tool for each job.




	M-Line 51" (1300 mm)	L-Line 70" (1800 mm)	XL-Line 86" (2200 mm)	XXL-Line 107" (2736 mm)	XXXL-Line 128" (3245 mm)
Length 63" (1600 mm)	1600 M 		1600 XL 	1600 XXL 	1600 XXXL 
Length 98" (2500 mm)	2500 M 	2500 L 			
Length 124" (3200 mm)		3200 L 	3200 XL 	3200 XXL 	3200 XXXL 

Self adjustable vacuum

The innovative vacuum system automatically adjusts to ensure material stays put on the table. When high vacuum is not needed, it automatically adjusts to low vacuum in order to save energy. The vacuum zone can also be reduced to eliminate manual changes, saving operator adjustment time.

Upgradeability

All tools (except the dedicated router module) fit in the same Universal Module. As your business and cutting needs grow, you can add just the tools you need without worrying about compatibility or purchasing additional tool holders. Your investment is always protected.



Océ ProCut Software

Streamlines your workflow

- Easy file processing that everyone can use
- Efficient nesting significantly reduces media usage
- Optical registration system for 100% accuracy, job after job
- Barcode system to seamlessly match printed output with cut data

Innovative Océ ProCut Software streamlines workflow

Océ ProCut Software offers a powerful, fully-integrated workflow with a step-by-step approach that guides you from prepress through finishing, regardless of the job, printer or RIP.

Step 1: Cut data preparation

Using Océ ProCut Software to prepare your files is easy. Simply drop your PDF or EPS artwork in the Océ ProCut hot folder and your job immediately displays in the Océ ProCut Job Queue. In a matter of seconds, you can identify all paths within the artwork and freely assign each path to the appropriate tool, such as through-cutting and creasing.

Two more clicks add registration marks and barcodes. Your job is ready to print and cut. From there, the image data (graphics, registration marks and barcode) is sent to the RIP, while the cutting data (registration marks and cut lines only) is sent to the cutter – all automatically.

Step 2: Intelligent nesting

Nesting helps to significantly reduce media usage. To nest multiple copies or different jobs on the same media, simply send the job to the Océ ProCut Nesting queue and specify the number of copies or jobs to be nested together. Océ ProCut Software will automatically calculate the most effective nesting layout.

This intelligently designed feature nests by actual shape rather than the PostScript® bounding box and rotates the shapes as needed to fit as many as possible on a given media. You are also given complete control to manually nest and rotate images. When nesting is complete, simply add registration marks and a barcode to your nested job and it is ready to print and cut.

Step 3: RIP and print

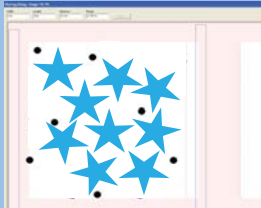
The print file generated by Océ ProCut Software, including registration marks and barcode, can be processed through a RIP such as ONYX® ProductionHouse™ Software. It is then sent to the printer. The completed print is ready for cutting.

Step 4: Automated cutting

At cutting time the operator simply places the print on the cutting table and scans the barcode. The GTK Cut Pro software automatically retrieves the correct cut data from the network and – using an on-board camera – compares the position of the registration marks in the data to those on the printed job. Once the system has analyzed the exact image position, it starts cutting.

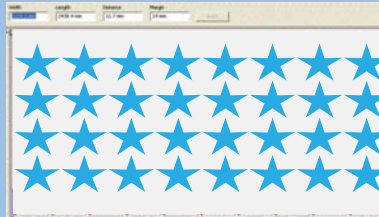
Sophisticated optical registration capabilities ensure 100% accuracy for any size or shape. The system compensates for image or material distortion such as shrinking or

Preparing cut data is quick and easy



With just a few mouse clicks in the Océ ProCut Prepress module, the cut file is completed.

Nesting on true shape saves media

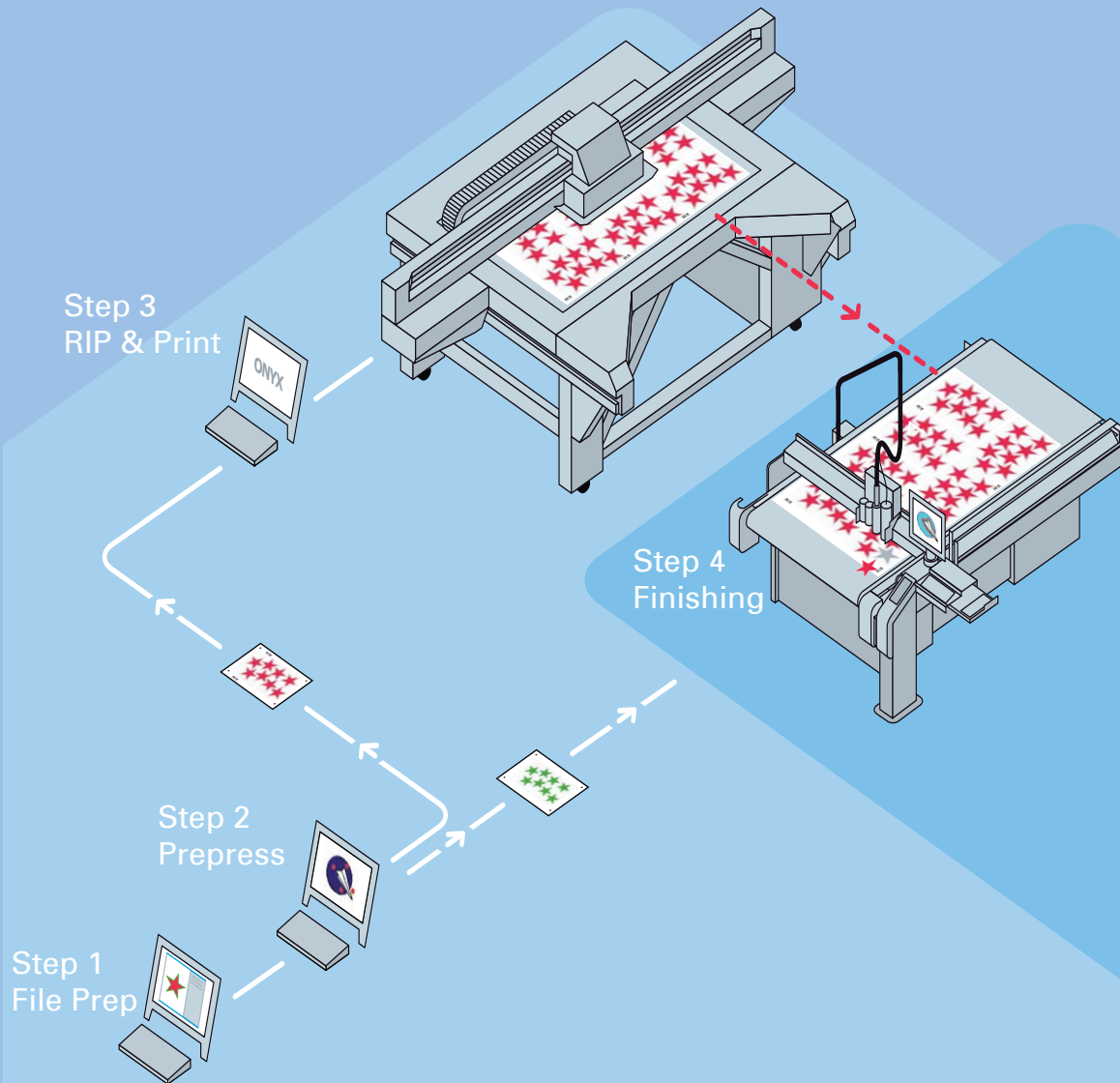


Nesting on bounding box,
1 board = 32 Stars.



Nesting on true shape with
Océ ProCut
1 board = 51 Stars;
38% more images, less media waste.

Four simple steps from prepress to finishing



Save time and money by automating your finishing



Reduce turnaround time

With Océ ProCut system, jobs are completed in minutes instead of hours compared to manual cutting.

Satisfy quality-conscious customers

GTK Cut Pro software guarantees clean, neat edges for all jobs, including complex or over-sized jobs and intricate designs, even when using hard or thick materials. It delivers outstanding quality that satisfies your most demanding customers and applications.

Reduce labor costs

The cutter can be run by just one operator. This significantly reduces labor costs compared to manual cutting. In some cases it can free up several workers for other operations.

Trim your media and printing costs

Faced with print jobs on smaller boards? Increase print productivity and significantly reduce media usage and handling with intelligent nesting functions. Print on large, standard-sized media rather than expensive pre-cut stock, and cut your media to the required size yourself.

And thanks to the error-free finishing process, reprints are minimized, which are always a hassle for the printing department. It's the ideal way to trim your media and printing costs.

Retain revenues in-house

Stop farming out the trimming of thick media or intricate contour cutting. Keep these high margin opportunities in-house. The Océ ProCut system allows you to offer new products and services transforming your business beyond just printing.

Say “yes” to new opportunities



Open new business opportunities

Say “yes” to new profit opportunities with Océ ProCut. From intricate kiss-cutting of decals, to cutting and creasing packaging prototypes, to routing thick Gatorfoam® and tough DIBOND, to cutting delicate fabrics, to even manufacturing entirely new products – the possibilities are limited only by your imagination.

What customers tell us:

Our sales people can now confidently accept almost any job.

We have gained new customers through contour cutting.

We can now route materials we wouldn't think of cutting by hand.

Kiss-cutting has allowed us to increase our decal business.

We've expanded our POP offerings to include structural products.



Beyond the Ordinary



Printing for Professionals

Océ helps the people who make our world. Companies everywhere use Océ high-speed printing, technical documentation, and professional document systems to keep the wheels of business, industry and government turning. Océ also helps the world. Developing products and services that add value to the document processes of our customers, while minimizing environmental impact and protecting health and safety, has always been one of our core principles. From bank statements to utility bills, from blueprints to newspapers, from on-demand documents to wide-format display graphics, Océ helps our professional customers go “Beyond the Ordinary” in print and document management.

Océ Partners



©2009 Océ. Illustrations and specifications do not necessarily apply to products and services offered in each local market. Technical specifications are subject to change without prior notice. The Océ logo and “Océ” are a registered trademarks of Océ-Technologies B.V. “Océ ProCut” is a trademark of Océ Technologies B.V. “ONYX” is a registered trademark of ONYX Graphics, Inc. “Production House” is a trademark of ONYX Graphics, Inc. All other trademarks are the property of their respective owners, and are respectfully acknowledged.

Océ North America

Display Graphics Printing Systems
5450 North Cumberland Avenue
Chicago, Illinois 60656
1-800-714-4427
1-773-714-4076
Fax 1-773-714-4056
email: us.info@oce.com

For information and services, visit us at:

www.oceusa.com