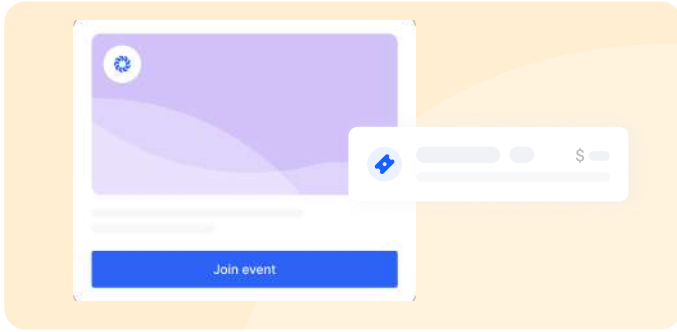
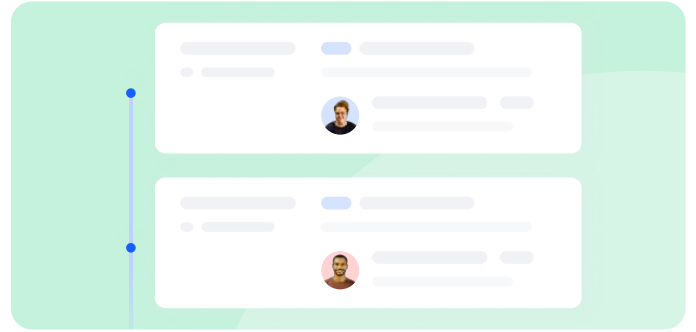


What to Expect at Your First Hopin Event as an Attendee



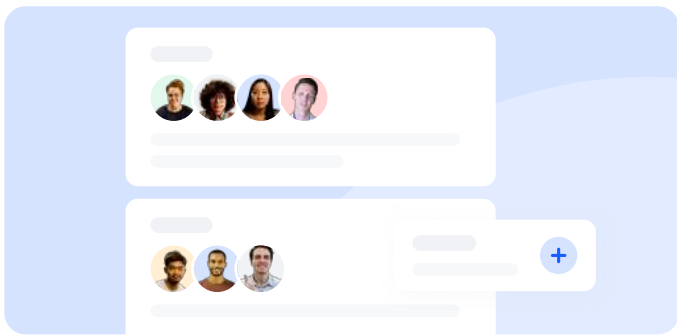
Registration

This is where you'll register for the event. This is the only section of the event that you'll be able to access prior to the event's start time.



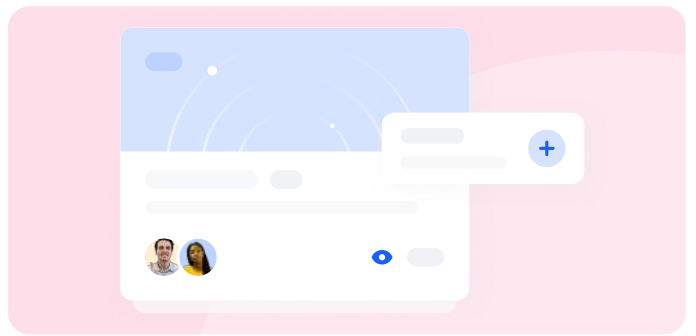
Reception

This is where you can find a welcome message from your event's organizers & the event schedule. To access the virtual venue areas, navigate to the left-side panel and click the area you would like to enter.



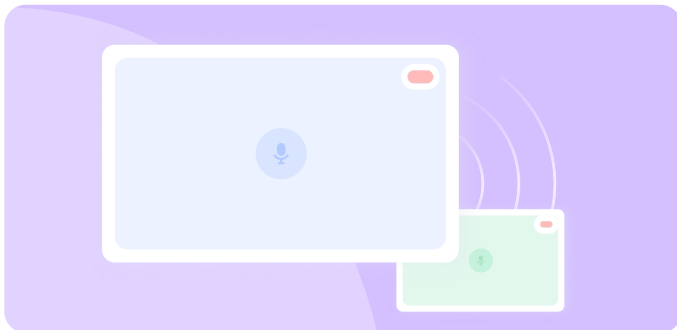
Stage

The stage is where big fireside chats, keynote speeches, and presentations take place. While viewing content on the stage, you'll be able to interact in the chat to share your thoughts.



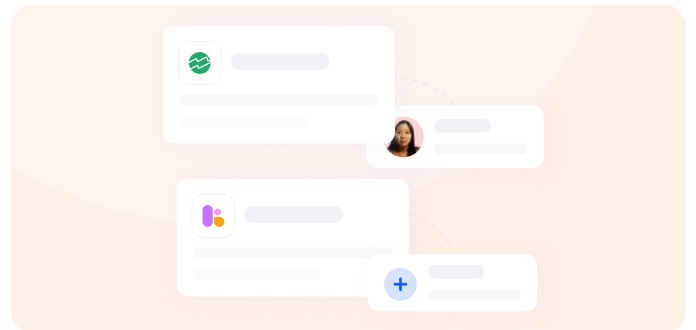
Sessions

Breakout sessions are often used for panel discussions and more intimate conversations. During a session, you can participate by sending a message in the chat or by requesting to share your audio & video to join the speaker on the screen.



Networking

During networking, you'll be matched with other attendees for short, 1:1 video calls. If you enjoy the conversation, you can click the connect button. At the end of the event, you'll receive contact details for all of your connections.



Expo

The Expo area is where sponsor and vendor booths are housed. You can learn more information about the vendor by chatting with the booth host or watching their pre-recorded content.