

# HARM REDUCTION

in Rural Appalachian Southern Ohio

Abby Spears, BA

Injury Prevention/Harm Reduction Coordinator,  
Portsmouth City Health Department  
Executive Director, Scioto Connect



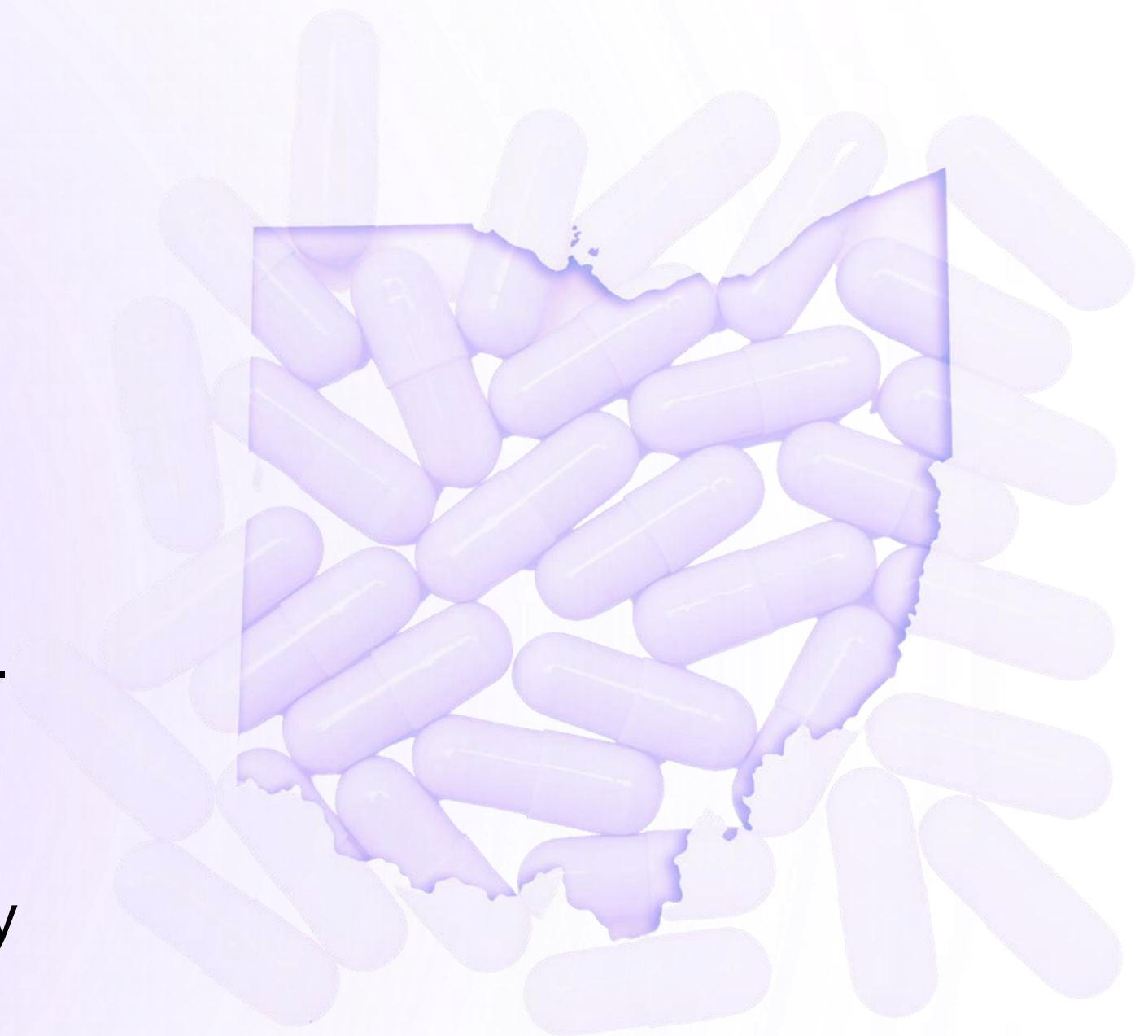


---

# PORTSMOUTH AND SCIOTO COUNTY

## Understanding How We Got Here...

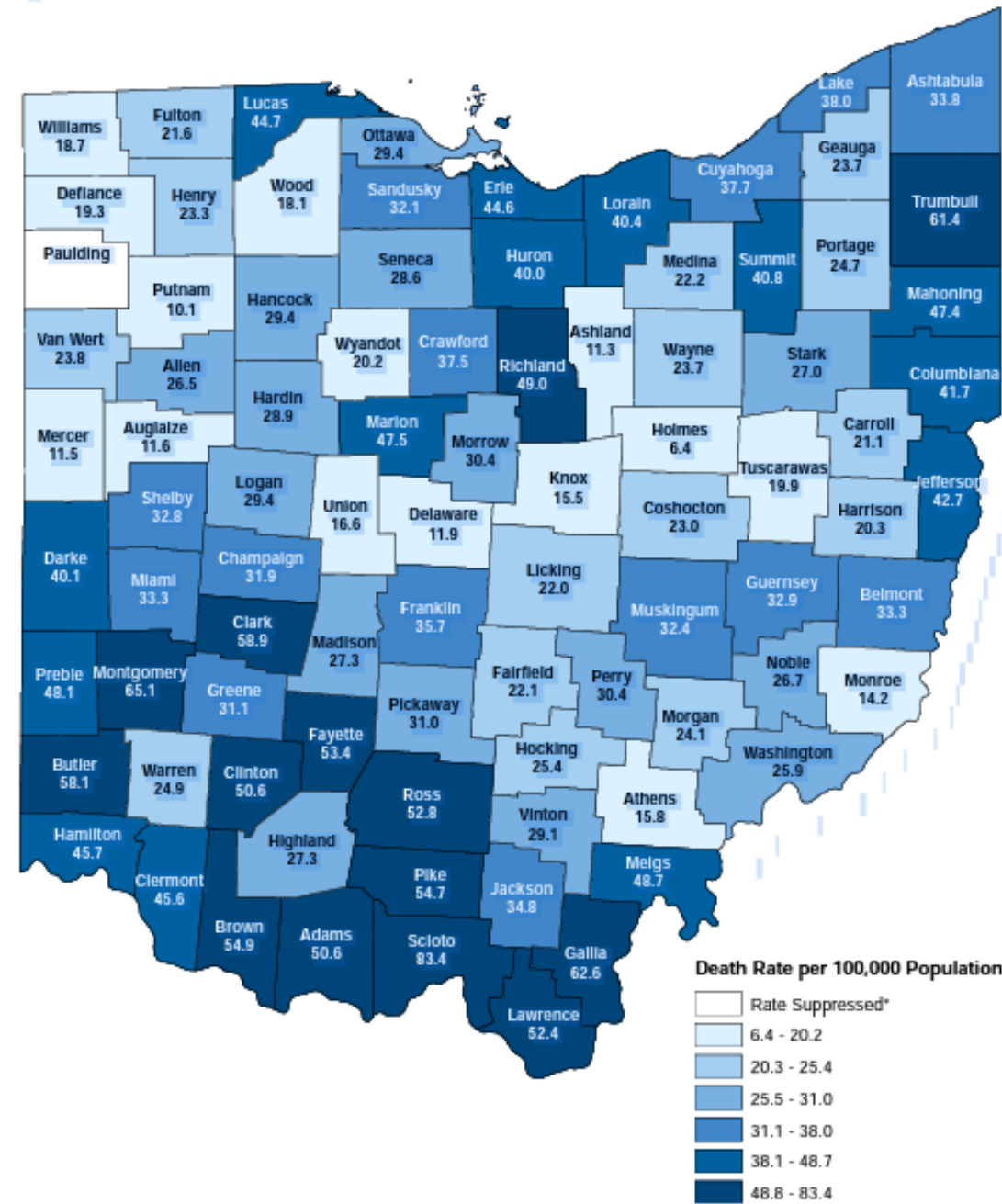
- Portsmouth is the seat of Scioto County and has a population of 17,779
- Scioto County has a population of 72,361
- A long history of addiction
- Over the last three decades Scioto County and the surrounding region have been deeply impacted by the opioid crisis and the subsequent overdose crisis.
- The "Pill Mill Capital of the US"
- 162 Doses for everyone adult and child in the county



# PORTSMOUTH AND SCIOTO COUNTY

Demographics: County

Figure 15. Average Age-Adjusted Rate of Unintentional Drug Overdose Deaths by County, Ohio, 2015-2020





# NIH HEAL INITIATIVE

HEALing Communities Study



**Ohio**

Department  
of Health

## HOW WE CHANGE THINGS

- Recognizing and listening to the needs of the community
- Bloodborne Pathogen Program approved by the Portsmouth City Board of Health
- Collaboration:
  - Scioto County Data to Action Team Alliance
  - Scioto Connect - 200+ Members
  - HEALing Communities Study - Wave 1 w/ Scioto Connect
  - Ohio Opioid Project (OHOP) Study
  - Equitas Health/Safe Point
  - Central Outreach Wellness
- Funding:
  - Rural AIDS Program Grant - ODH
  - Drug Free Communities Grant - SAMHSA
  - Drug Overdose Prevention Funding
  - Elton John Foundation
  - Comer Foundation
  - HCS Study Funds
- Overdose Fatality Review Board created and continually expanded
- Expanding knowledge, understanding, and availability of harm reduction tools and programs





What is it?

# HARM REDUCTION

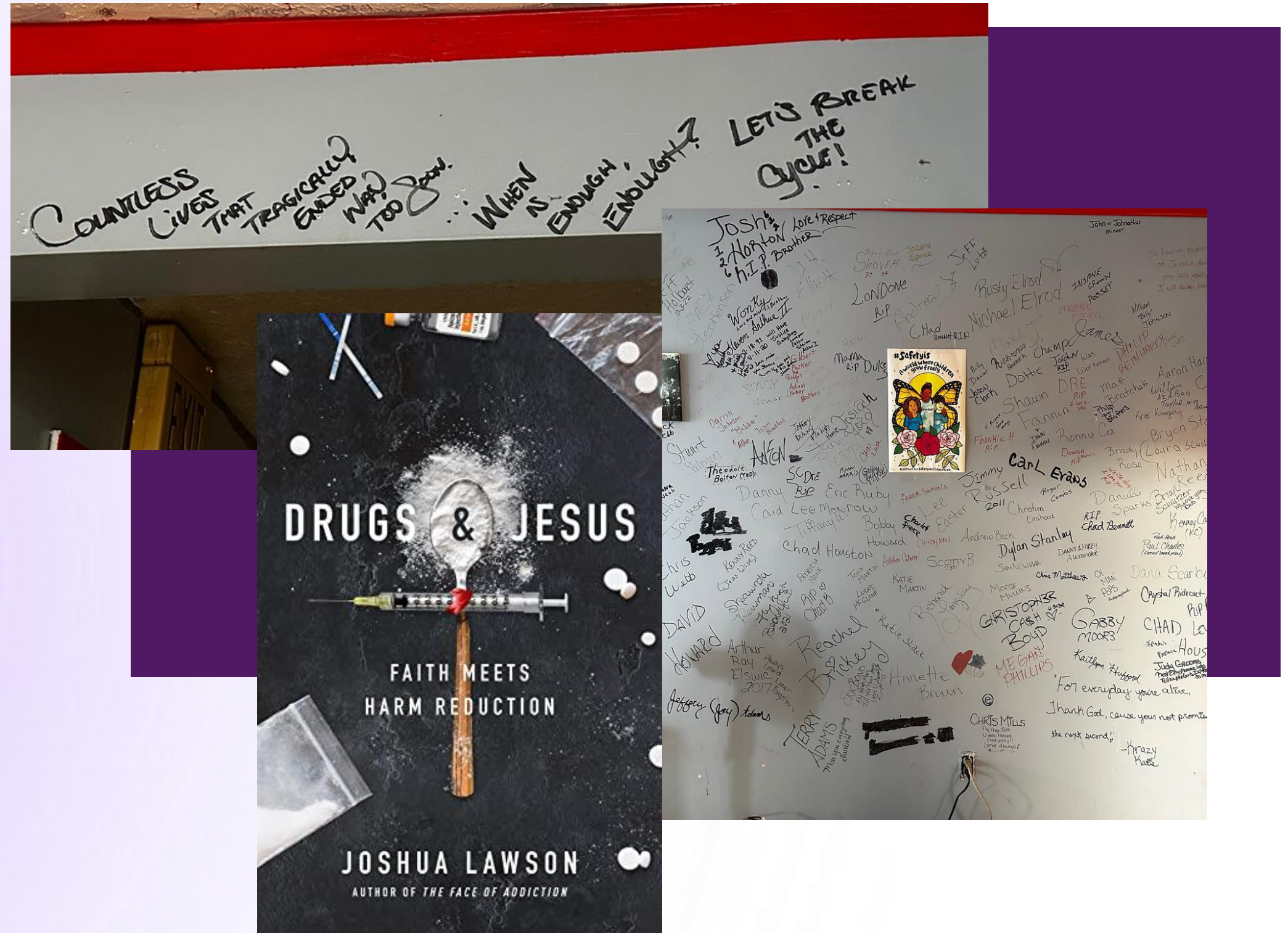
Why does it matter?

- We all use harm reduction everyday
- Little h, little r, harm reduction and Big H, Big R Harm Reduction
- Harm reduction is both a set of practical strategies and actions that seek to reduce the risks associated with using drugs and a philosophy and social justice movement built on the history of direct action and advocacy of many marginalized communities and people who used drugs during the AIDS crisis in the US.
- Continued advocacy, power building, expanding resources and available tools.



# SO HOW CAN RURAL HARM REDUCTION BE DIFFERENT?

- It is almost always personal and not just professional.
- The impact of culture and the importance of cultural competence.
- Religion and the faith community.
- Deeply entrenched stigma and community trauma
  - Poverty and other Social Determinants of Health
  - Substance Use and Mental Health
  - Medication as a part of recovery
  - Harm Reduction.
- Community Champions
- Relationship building and trust





---

# ABOUT SHRPS

SHRPS or Supportive Harm Reduction Program and Services is the second oldest syringe program in the state of Ohio, created in 2011 by Bobbie Bratchett, then the Rural Aids Program Coordinator, to respond to the needs of the community.



**Provides services to folks living in over 60 zip codes across five states (Ohio, Kentucky, West Virginia, Pennsylvania, and Indiana.**

**Between 200-300 interactions with members per week.**

**Some members drive 1 to 1.5 hours to access services due to location.**

**Many long time members.**

**Many members employed full time.**





In 2021, 93% of the overdose deaths that occurred in Scioto County had fentanyl present.

# WHAT WE DO

## Syringes

A range of sterile syringes are provided to program members. Program also disposes of used syringes. Exchange of syringes is required and only once per week attendance .

## Xylazine Test Strips

With the emergence of Xylazine, also known as “tranq”, these test strips are aiding members in making safer choices for themselves and those around them.

SHRPS is more than syringes, naloxone, and wrap around services. It is also a welcoming space where members are able to come in and access a meal, something to drink, and receive care and support. It's community.

## Fentanyl Test Strips

SHRPS has been distributing Fentanyl Test Strips since 2017 and collecting both result data as well as data on result impact.



## Viral Hepatitis

On site instant testing and confirmatory testing with direct linkage to Hepatitis C treatment by mail.

## Broad Medical Services

Primary care, wound care, reproductive healthcare, referral services, lab work, prescriptions

## HIV Services

HIV testing on site with linkage to PrEP, PEP, and Ryan White Part B and C services

## STI Testing & Treatment

STI testing is provided on site with linkage to applicable treatments when needed.



**In 2022 46 program members were cured of Hepatitis C, preventing approximately 1000 new transmissions.**





**Member guidance and feedback has been integral to the development and expansion of SHRPS. The relationships we have built and the environment that has been created allows for meaningful discussion**

## Navigation

Linkages can be provided to mental healthcare, housing assistance, transportation, vital statistics, food assistance, and more and are self directed.

## Medicaid Enrollment

Navigators are also certified to perform Medicaid enrollments to any members seeking medical care and can check Medicaid status for members if needed.



---

# IMPACT

Harm reduction creates profound change and saves lives



## NALOXONE

In 2021, SHRPS members performed 1600 naloxone reversals.

In 2022, members performed almost 900 naloxone reversals.

In 2021 Scioto County saw a 25% reduction in overdose fatalities, and 2022 is showing a continued reduction in overdose fatalities for the second year in a row.



DATA



SHRPS data has been able to demonstrate on a local, state, and federal level the efficacy of harm reduction.

## Stimulant Contamination

Baseline in 2020 showed a roughly contamination rate. Current contamination levels are now roughly 65%

## Positive Results

Data collected over 2021 showed that SHRPS members used positive results to make safer choices with folks choosing not to use the substance, using less, not using alone, and having naloxone present.

Fentanyl Test Strip Data													
Month	January	February	March	April	May	June	July	August	September	October	November	December	2021
Number of participants who used TS since their last visit	2	0	92	37	20	1	0	2	8	1	20	71	254
Number of participants who reported not using because of a positive result	2	0	24	13	6	0	0	0	0	0	1	17	63
Number of participants who reported adjusting the amount used due to a positive result	1	0	27	13	6	0	0	0	1	0	11	45	104
Number of participants who reported not using alone because of a positive result	1	0	41	11	10	0	0	0	5	1	16	49	134
Number of participants who reported using but ensuring they had naloxone due to a positive result	1	0	51	13	11	1	0	0	5	1	16	49	148



# BUT WAIT, THERE'S MORE...

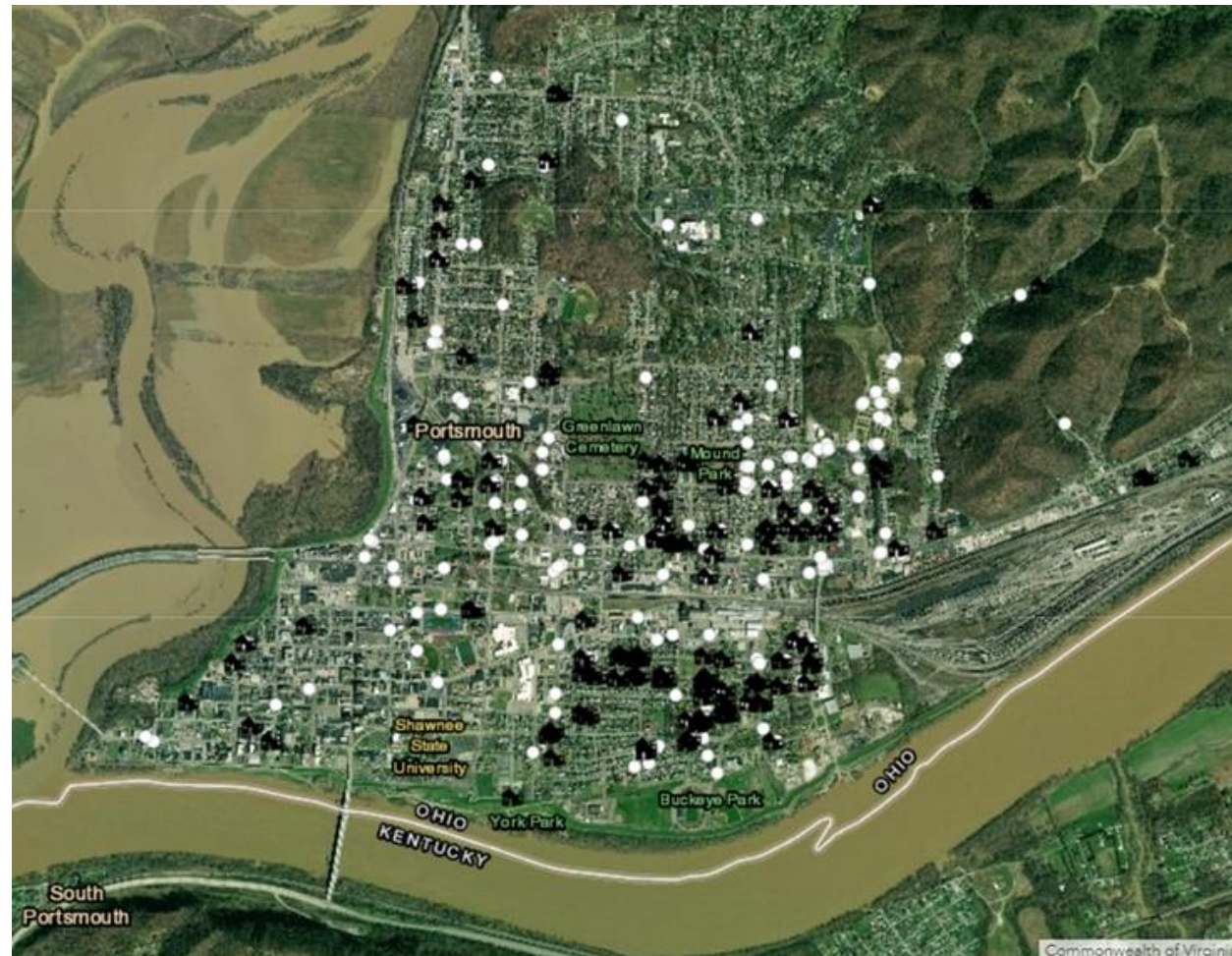
Date	Jan-21	Jan-21	Jan-21	Jan-21	Jan-21	Jan-21	Jan-21	Jan-21	Jan-21	Oct-21	Nov-21	Dec-21	2021
Syringes Exchanged	25,842	29,044	37,753	30,898	27,070	32,319	25,379	25,794	28,246	22,167	28,670	34,998	348,180
Number of Exchange Interactions	932	1019	1349	1097	951	1093	708	926	1013	776	1016	1231	12111
Number of Narcan Distributed	75	117	174	226	157	123	124	81	343	266	417	310	2413
Number of SEP Participants that reported performing a Narcan Reversal since their last visit	254	219	202	97	38	20	38	110	94	73	97	114	1356
Total number of reversals reported	254	219	202	97	38	20	38	110	128	150	185	159	1600
New participants	514	254	256	246	195	205	101	73	91	56	100	77	2168
Unduplicated Visits (yearly)	2018: 1071	2019: 1268	2020: 1687	Jan-June: 1701	Jan-July: 1802	Jan-Aug: 1875	Jan-Sept: 1966	Jan-Oct: 2022	Jan-Nov: 2122	Jan-Dec: 2199			
		197 New in 2019	419 New in 2020	512 New in 2021									

SHRPS currently has over 3000 unique IDs enrolled in the program and growth regarding new members continues to be consistent.

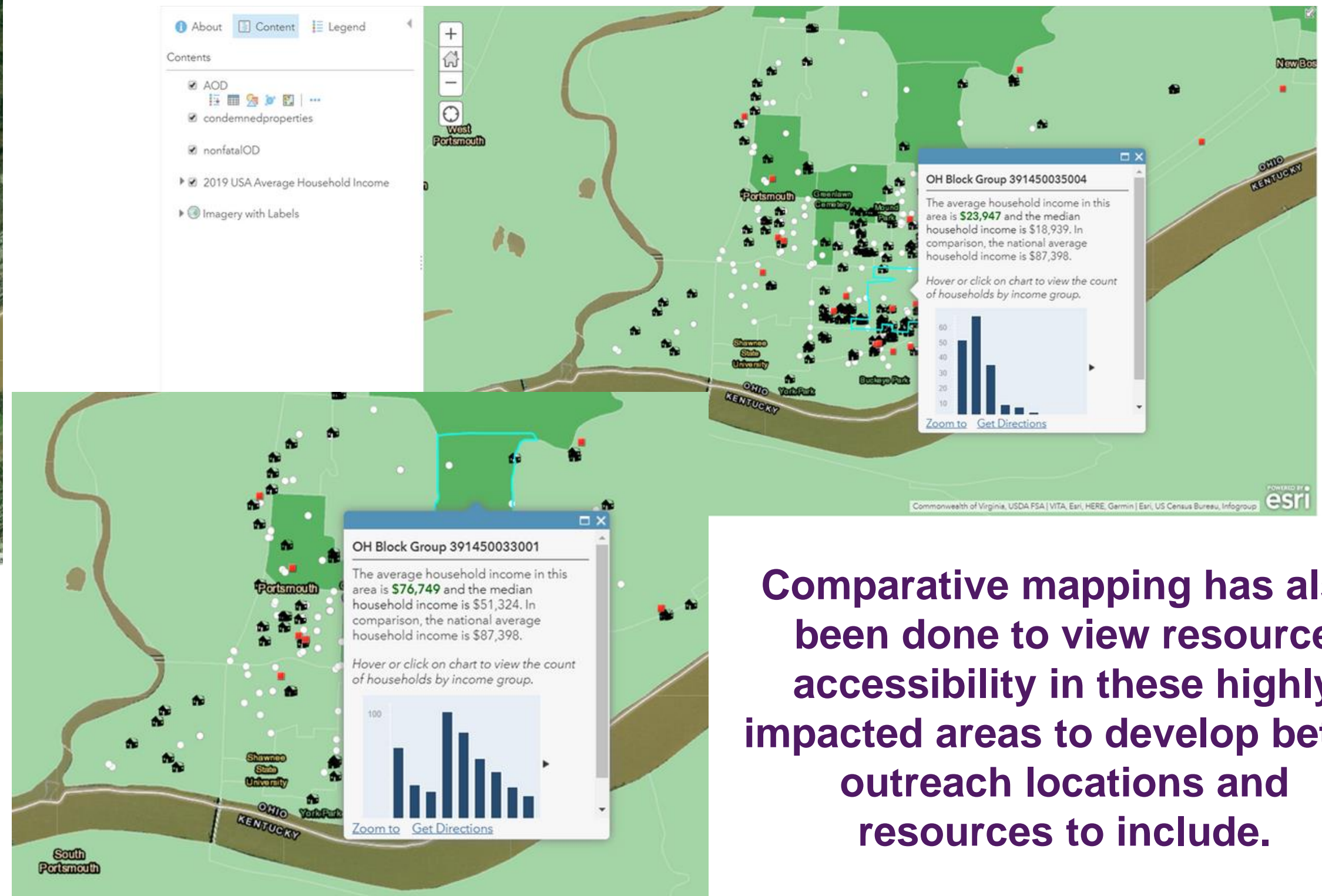
Date	Jan-22	Feb-22	Mar-22	Apr-22	May-22	Jun-22	Jul-22	Aug-22	Sep-22	Oct-22	Nov-22	Dec-22	2022 YTD
Syringes Exchanged	27834	26391	31033	30983	30026	30173	26560	27338	28574	27711	29172	27003	342798
Number of Exchange Interactions	995	947	1113	1104	1062	1055	942	968	1004	994	936	924	12044
Number of Narcan Distributed	264	178	274	198	230	160	203	231	397	199	121	206	2661
Number of SEP Participants that reported performing a Narcan Reversal since their last visit													
Reversals since their last visit	56	55	57	20	26	46	49	25	53	34	27	30	478
Total number of reversals	80	108	93	64	52	87	67	68	75	50	41	63	848
New participants	33	28	39	35	37	28	22	47	30	39	44	19	401
Unduplicated Visits	479	471	519	510	503	489	464	477	482	484	497	473	5848



# CREATING THE PICTURE



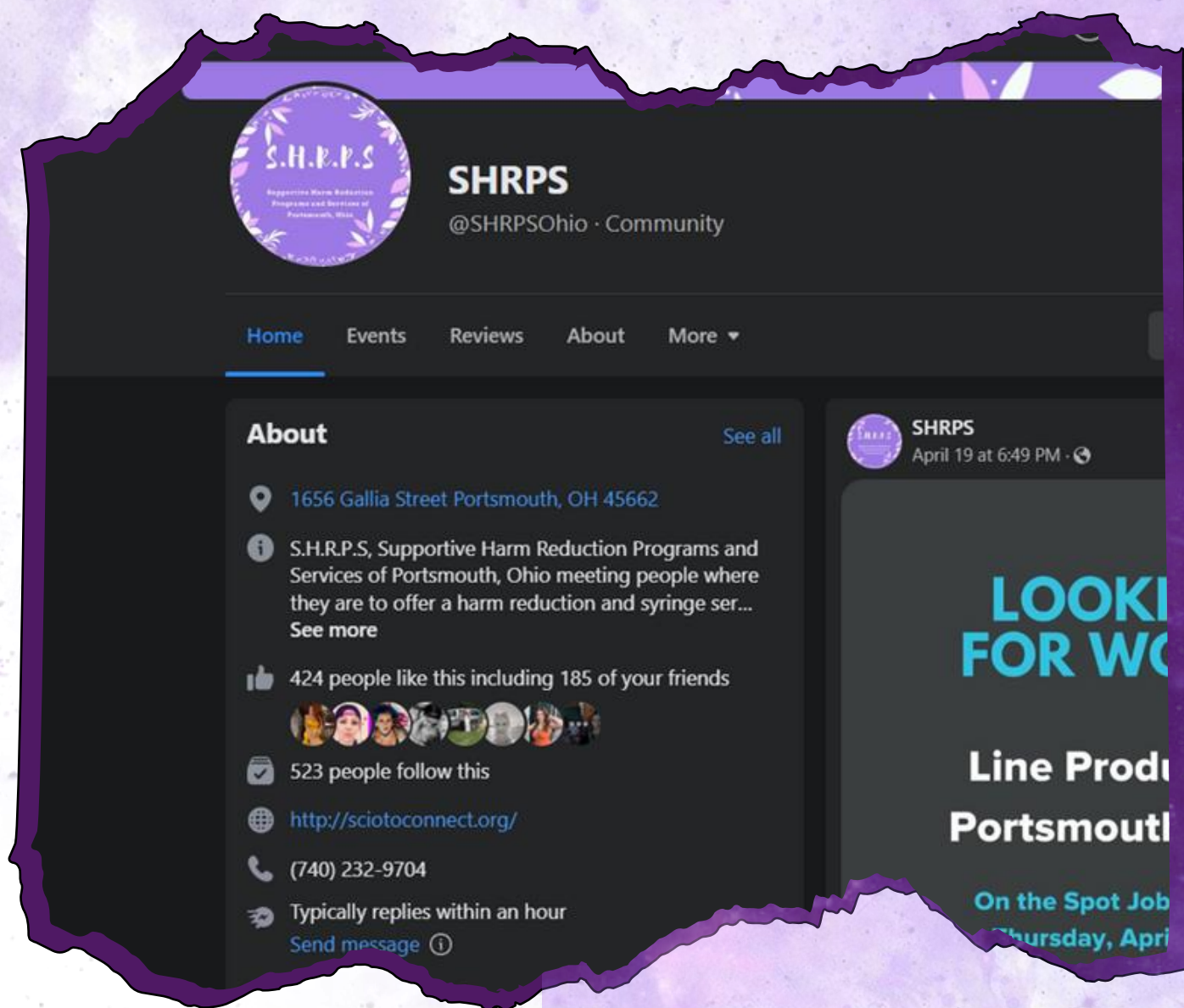
GIS mapping using primary data and American Community Survey data has helped to identify areas in the community facing the highest burden of injury.



Comparative mapping has also been done to view resource accessibility in these highly impacted areas to develop better outreach locations and resources to include.



# CONTACT US



**Abby Spears**

abby@sciotconnect.org

(740) 357-9773

**www.sciotconnect.org**

**@SHRPSOhio**

SHRPS Facebook

**740.232.9704**

SHRPS Phone

**https://portsmouthcityhealth.org/**

Portsmouth City Health Department

@SHRPSOhio



# THANK YOU

