

SARS-CoV-2 Coronavirus Disease 2019 (COVID-19)

Steve Feagins, MD, MBA, FACP
Medical Director, Hamilton County Public Health
Chief Clinical Officer, Mercy Health – Cincinnati
Team Physician, FC Cincinnati

Hamilton County COVID-19 Information

For county-wide resources related to COVID-19, click
here.

**Click here to register for the COVID-19
vaccine**



PREVENT. PROMOTE. PROTECT.

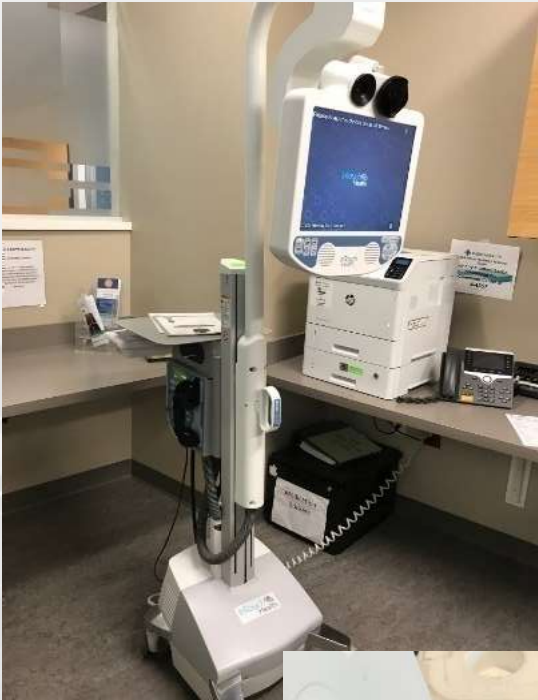




**HAMILTON COUNTY
PUBLIC HEALTH**

PREVENT. PROMOTE. PROTECT.







Senator Sanders in the empty family area of the Mercy Anderson ICU, where ventilators are ready for use with the next COVID-19 patient.

Roche cobas RT-PCR machine





HAMILTON COUNTY PUBLIC HEALTH

Resize font:
⊕ | ⊖

PREVENT. PROMOTE. PROTECT.

This registration is not for appointments.

We are collecting information so we can contact you as vaccine becomes available. Limited quantities of vaccine just began circulating in Ohio. As the State gets a better handle on incoming quantities, we will be working to further develop our distribution tiers.

Please fill out the information in this survey and we will contact you based on your responses. You can register for yourself, another person (a family member/dependent etc.) or on behalf of your company/employer. If you need to register for both yourself and another person, please fill out the survey once for each person you are registering for.

Are you registering for yourself, another person, or on behalf of a company? (If you need to register for yourself AND another person, please fill out the survey once for each person)

** must provide value*

Self

Someone else (family member, dependent etc.)

Company/Employer

reset

Next Page >>

Ohio Vaccine Distribution Timeline

Week	Population
Jan 19	Age \geq 80 yo (420,000 / 105,000 doses received)
Jan 25	Age \geq 75 yo (350,000) Adults with severe congenital, developmental, or early onset medical disorders
Feb 1	Age \geq 70 yo (496,000) Adult Employees of K-12 schools (358,000 teachers and school personnel)
Feb 8	Age \geq 65 yo (655,000) cumulative 13.3% population



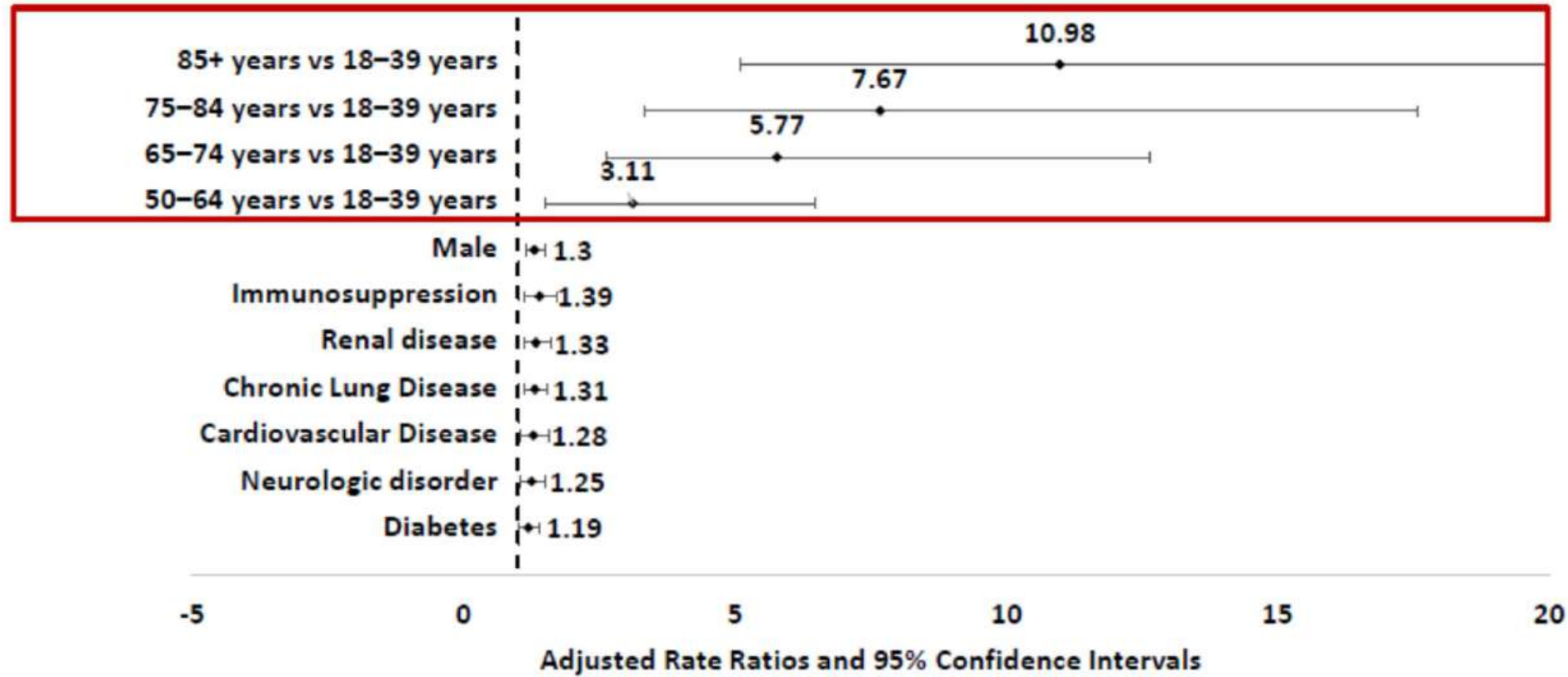
HAMILTON COUNTY
PUBLIC HEALTH

PREVENT. PROMOTE. PROTECT.



Risk of in-hospital death among persons hospitalized for COVID-19 increased with age

Risk of in-hospital death among patients with COVID-19 associated hospitalization, COVID-NET March 1 - May 2, 2020





Ohio's Vaccination Program

Phase 1B

Ohioans with severe congenital, developmental, or early-onset medical disorders

Vaccinations for this group of Ohioans will take place in two phases. During the first phase, eligibility will begin with individuals who have a developmental or intellectual disability AND one of the conditions listed below.

During the second phase, eligibility will expand to any individuals with one of the conditions below.

- Cerebral palsy
- Spina bifida
- Severe congenital heart disease requiring hospitalization within the past year
- Severe type 1 diabetes requiring hospitalization within the past year
- Inherited metabolic disorders, including phenylketonuria
- Severe neurological disorders, including epilepsy, hydrocephaly, and microcephaly
- Severe genetic disorders, including Down syndrome, fragile X syndrome, Prader-Willi syndrome, Turner syndrome and muscular dystrophy
- Severe lung disease, including asthma requiring hospitalization within the past year and cystic fibrosis
- Sickle cell anemia
- Alpha and beta thalassemia
- Solid organ transplants



HAMILTON COUNTY
PUBLIC HEALTH

PREVENT. PROMOTE. PROTECT.





Lonza Biologics Plant in
Portsmouth, NH completed
in November 2020
Produces mRNA-1237
vaccine for Moderna



HAMILTON COUNTY
PUBLIC HEALTH

PREVENT. PROMOTE. PROTECT.



Selected SARS-CoV-2 Variants of Concern

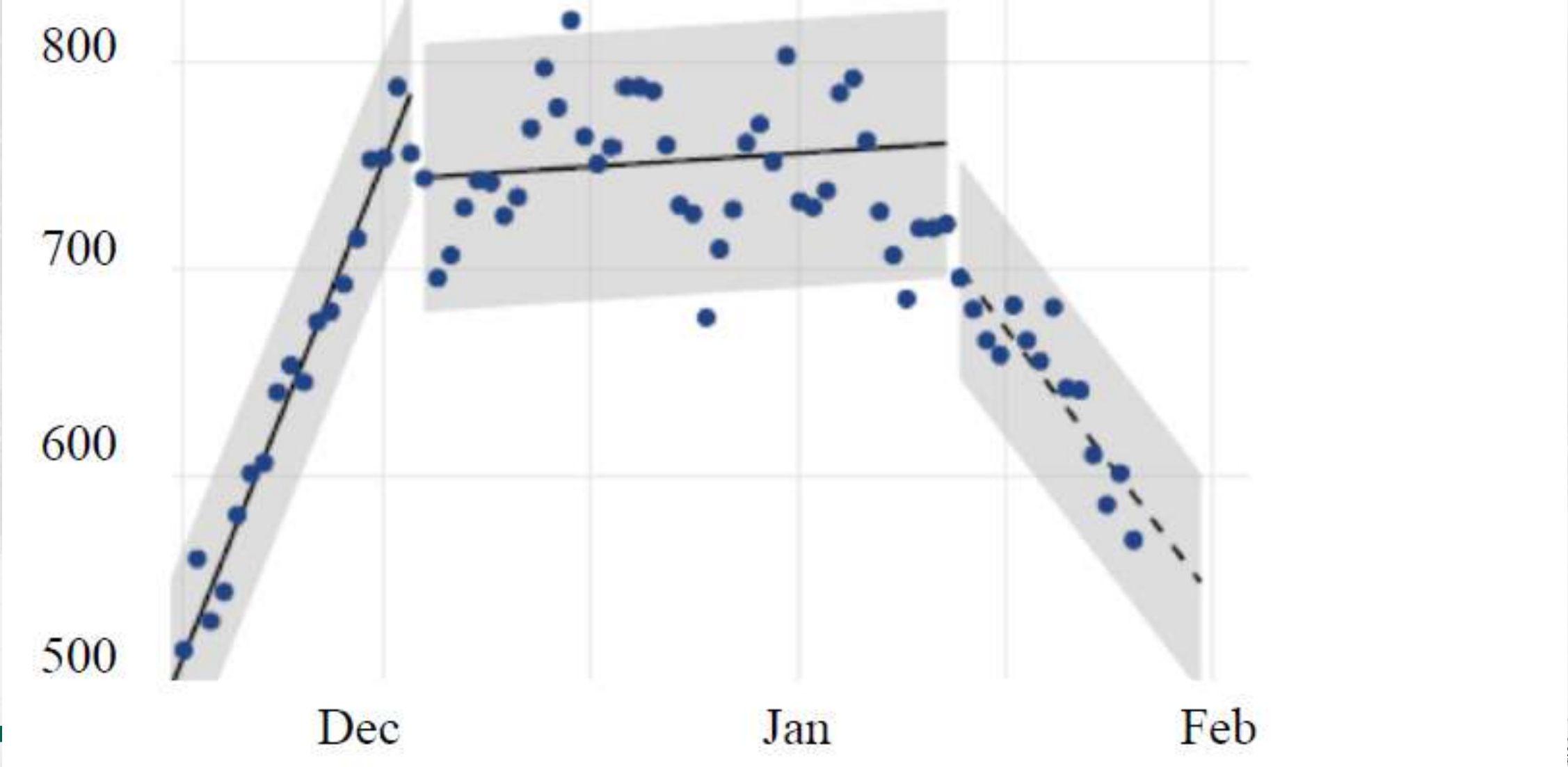
Strain	Countries Reporting	Characteristics
B.1.1.7	United Kingdom and > 46 other countries 294 cases in 24 states in the U.S.	<ul style="list-style-type: none"> • Potential increased transmissibility • Preliminary reports suggest increased disease severity; needs further study • <i>In vitro</i> studies suggest neutralization by vaccine-induced antibodies may be slightly diminished
B.1.351	South Africa and > 19 other countries	<ul style="list-style-type: none"> • Potential increased transmissibility • <i>In vitro</i> studies suggest neutralization by vaccine-induced antibodies may be moderately diminished • <i>In vitro</i> studies suggest neutralization by certain monoclonal antibodies may be severely diminished
P.1	Brazil and > 4 other countries. At least 1 case in the U.S.	<ul style="list-style-type: none"> • <i>In vitro</i> testing pending



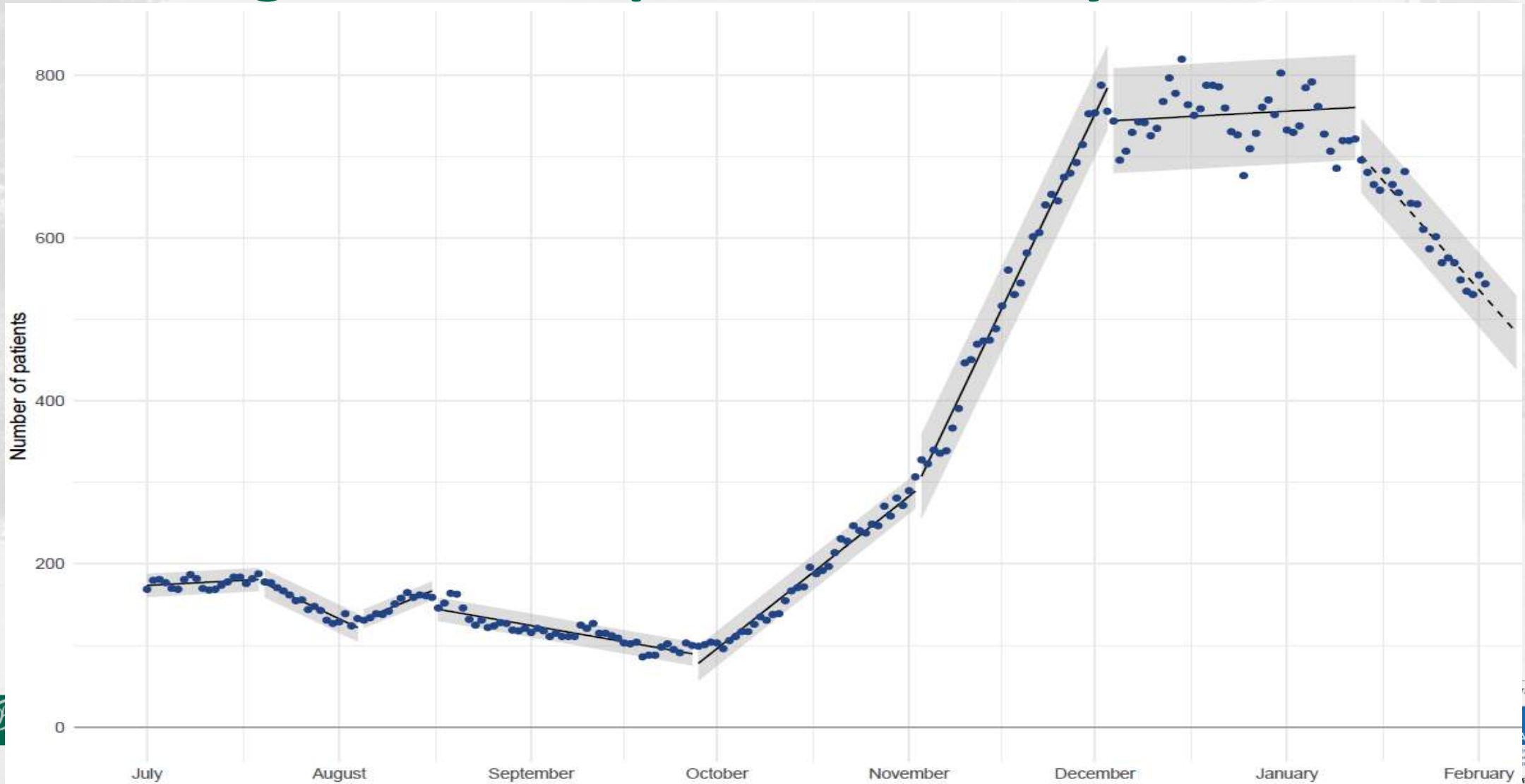
	S	ORF8	ORF1ab	E	N	M
Roche Cobas 6800 (PCR)			+	+		
BD Max (BioGX reagents, PCR)					x2	
Abbott ID Now (NAAT)			+ (ORF1b)			
Biofire RP2.1 (PCR)	+					+
Gravity Labs (PCR)	+				x2	



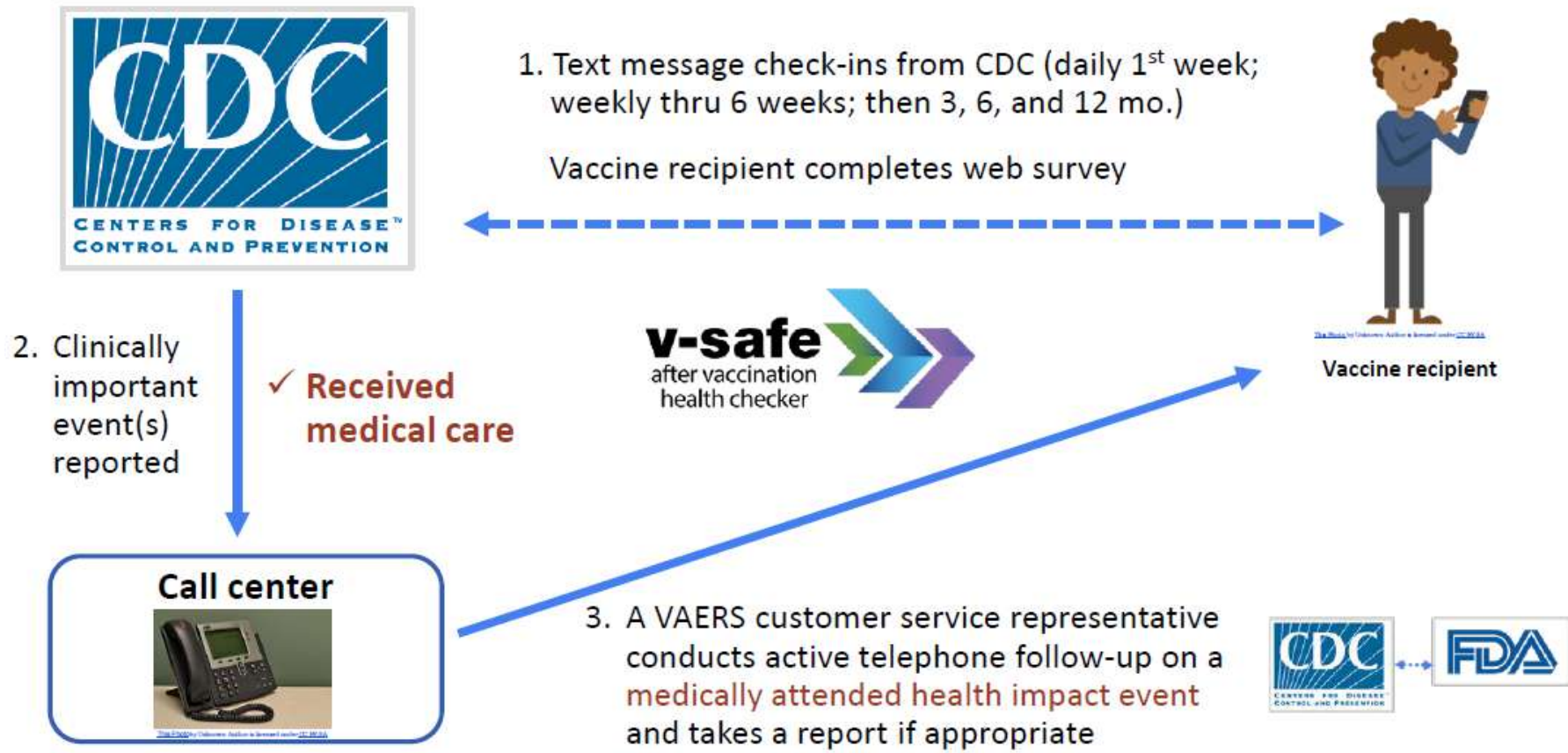
Number of COVID-19 Positive Patients in Region Six Hospitals



Number of COVID-19 Positive Patients in Region Six Hospitals Since July 1, 2020



V-safe Program



Summary of v-safe data

	Pfizer-BioNTech	Moderna	All COVID-19 vaccines
People receiving 1 or more doses in the United States*	12,153,536	9,689,497	21,843,033
Registrants completing at least 1 v-safe health check-in†	997,042	1,083,174	2,080,216
Pregnancies reported to v-safe	8,633	6,498	15,131

v-safe data reported on at *least one health check-in completed on days 0-7* after receipt of vaccine

* COVID Data Tracker data as of 1/24/2021

† v-safe data as of 1/20/2021, 5:00 AM ET

Reaction Reported to v-safe

Local and systemic reactions, day 0-7* [†]	All vaccines %	Pfizer- BioNTech dose 1 %	Pfizer-BioNtech dose 2 %	Moderna dose 1 %
Pain	70.7	67.7	74.8	70.1
Fatigue	33.4	28.6	50.0	29.7
Headache	29.4	25.6	41.9	26.0
Myalgia	22.8	17.2	41.6	19.6
Chills	11.5	7.0	26.7	9.3
Fever	11.4	7.4	25.2	9.1
Swelling	11.0	6.8	26.7	13.4
Joint pain	10.4	7.1	21.2	8.6
Nausea	8.9	7.0	13.9	7.7

Reported on at least one health check-in completed on days 0-7 after receipt of vaccine

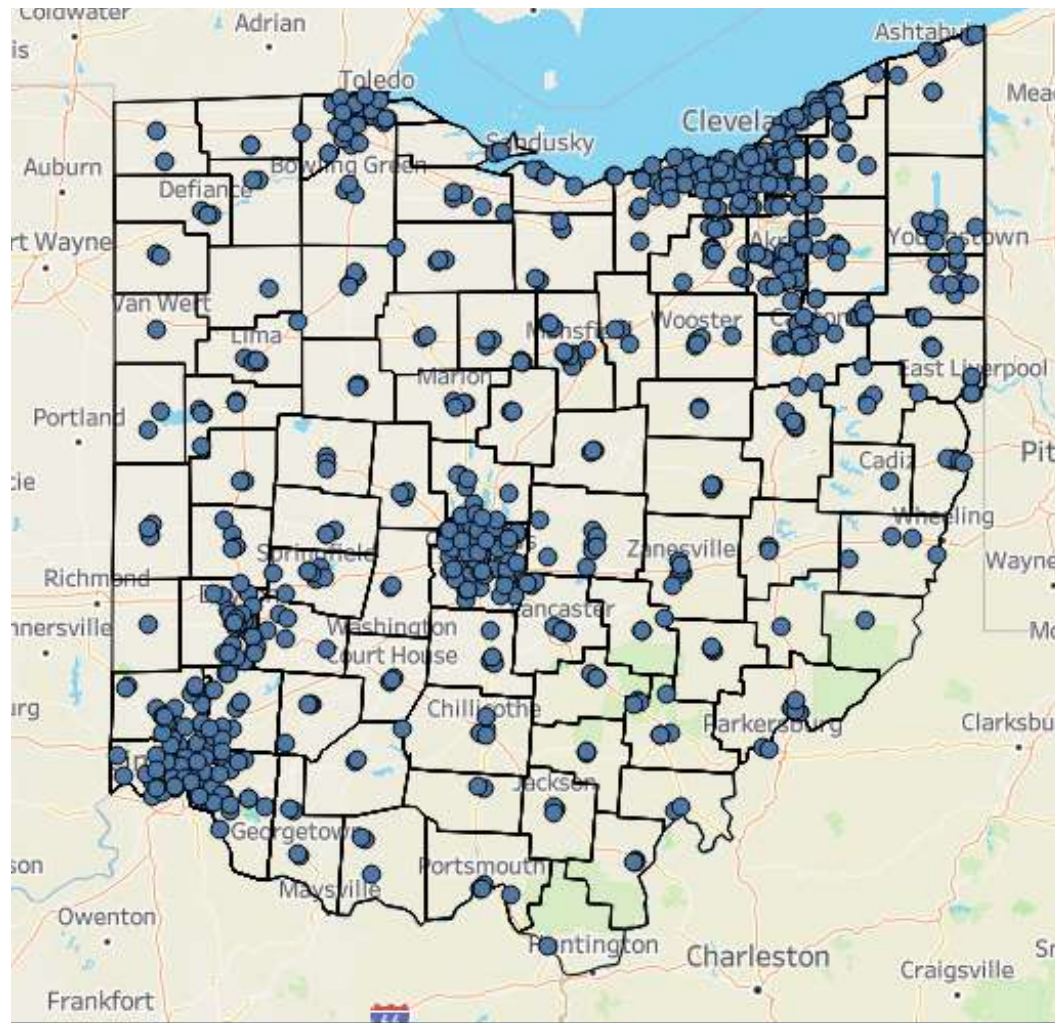
COVAX Anaphylaxis Rate

Estimated anaphylaxis reporting rates following COVID-19 vaccines based on VAERS reports and reported doses administered*

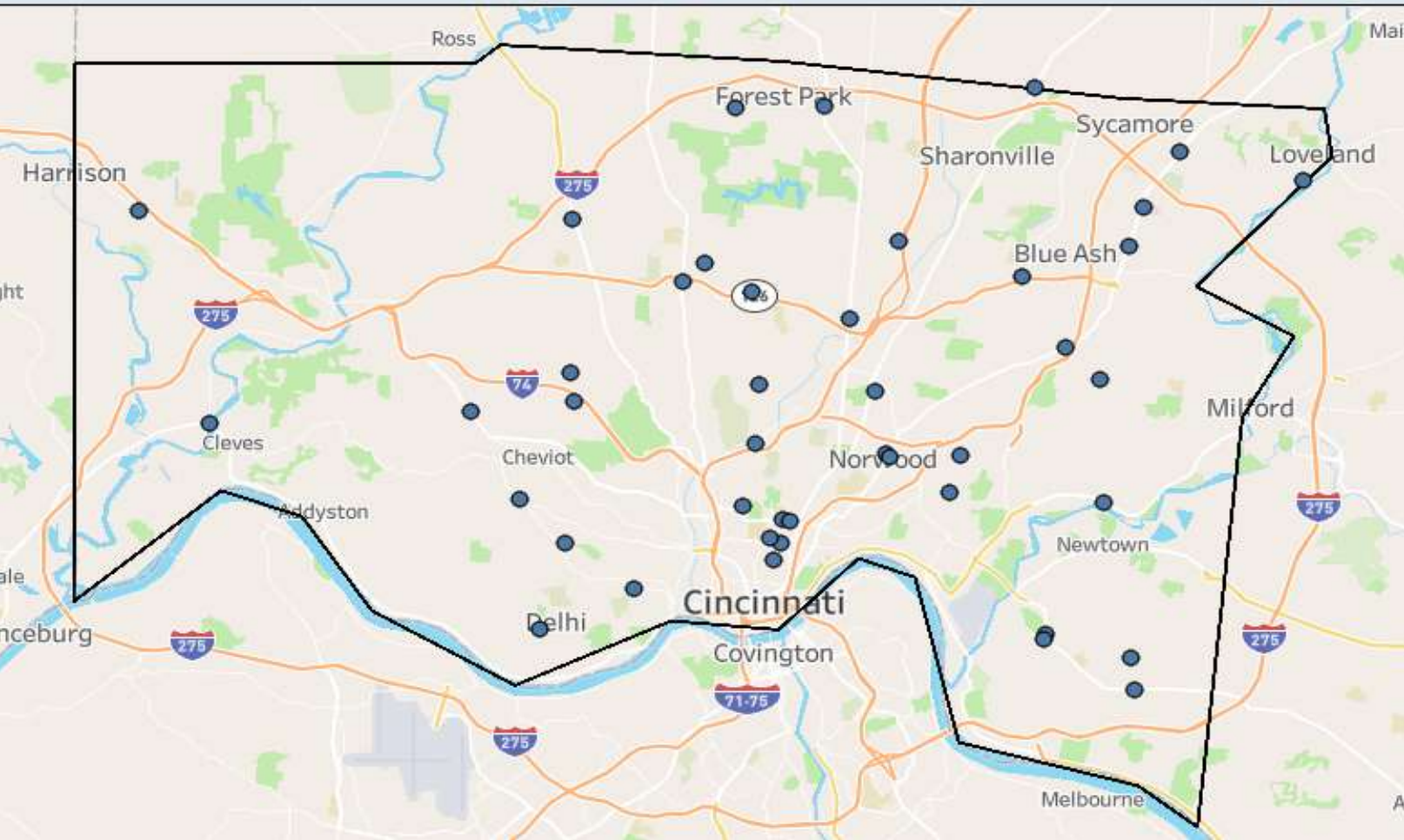
Reported vaccine doses administered	Anaphylaxis cases	Reporting rate (analytic period Dec 14-Jan 18)
Pfizer-BioNTech: 9,943,247	50	5.0 per million doses admin.
Moderna: 7,581,429	21	2.8 per million doses admin.

- Total COVID-19 vaccine doses administered thru Jan 18 by sex: Female 61%, Male 36%, Unk 3%
- Previously reported rate for Pfizer-BioNTech vaccine: 11.1 per million doses admin (Dec 14-Dec 23)
<https://www.cdc.gov/mmwr/volumes/70/wr/mm7002e1.htm>
- Previously reported rate for Moderna vaccine: 2.5 per million doses admin (Dec 21-Jan 10)
<https://www.cdc.gov/mmwr/volumes/70/wr/mm7004e1.htm>

759 Vaccine Locations in Ohio <https://vaccine.coronavirus.ohio.gov/>



43 Vaccine Locations in Hamilton County



Hamilton County Board of Elections Central distribution 75% HCPH Vaccines





Cincinnati Health Department vaccinated 1,200 Cincinnati Public School (CPD) employees at Duke Convention Center on Saturday, Jan 30.

CPD employees had to show their IDs and have appointments

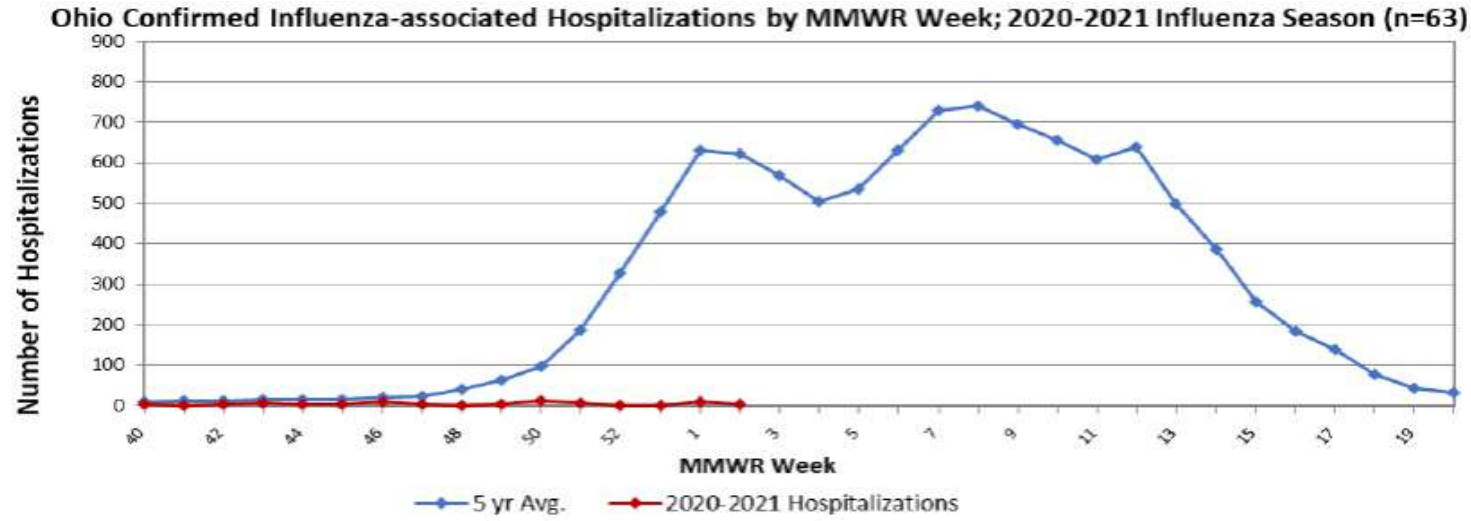
Number of Ohioans with first COVID-19 vaccine dose exceeds number of known infections

908,096 people have received a first shot of the two-dose vaccine

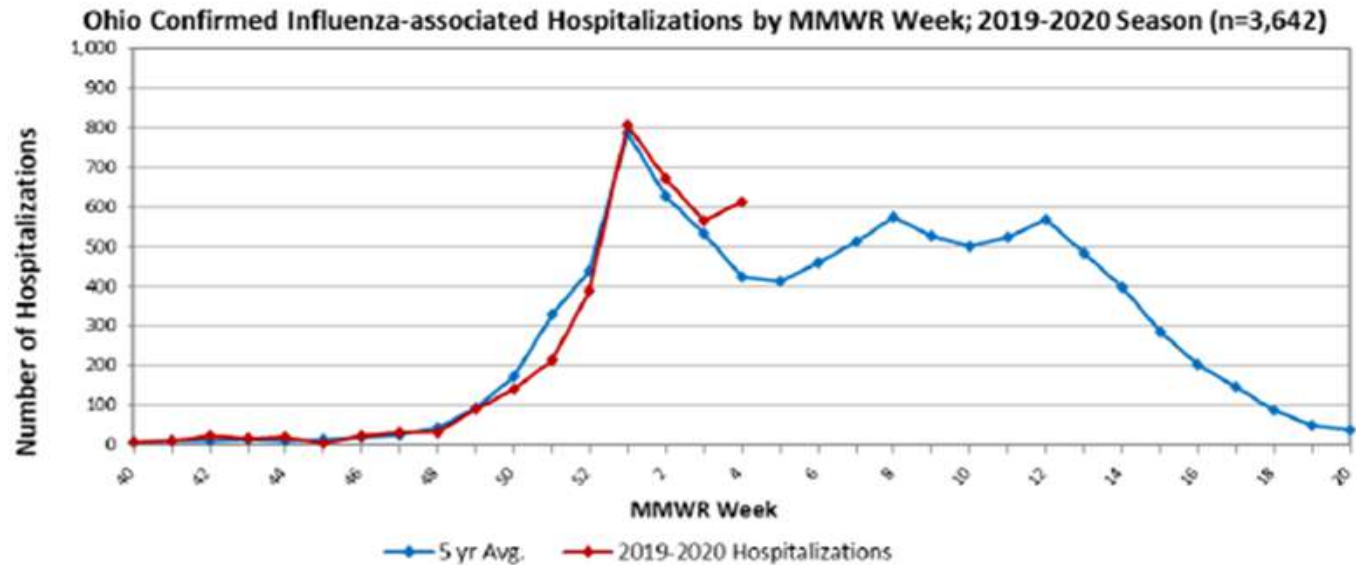
906,727 COVID-19 infections reported to the Ohio Department of Health



Influenza Hospitalizations



2020



2019