

Infection Control and Public Health Weekly Meeting

Thursday, February 3, 2022; 12:30 – 1:00 pm


COVID-19 and Public Health Updates (Health Commissioners)

- Region Six ... 728 COVID-19 hospitalized (28%) / 167 ICU (21%) / 116 vents
- COVID-19 inpatients peaked at 1,033 (39%) on Jan 14
- 22.0% positive test rate (1,158 tests) – 14 county (peak 34%)
- Vaccination clinics more successful in community relative to central location such as Board of Elections (M-F, 10 am – 5 pm). Anticipating next age group eligible for vaccine (6 mo – 5 yr)

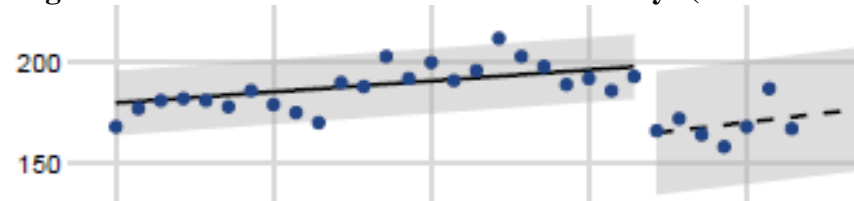
Post COVID Conditions (PASC)

- 1.6 million U.S. workers (15% of unfilled jobs)
- Brain fog ... processing speed and executive integrative function (SAGE test)
- Taste and smell disorders ...
- Fatigue and dyspnea
- Psychiatric disorders (insomnia, anxiety) adjustment disorder
- Cardiovascular (palpitation, POTS)
- Pulmonary ... post COVID-19 pneumonia with interstitial lung disease, exertional intolerance / fatigue (pulm rehab), worsening of pulmonary fibrosis. Xenon lung scan lung diffusing defects even with normal CT chest.
- TriHealth outpatient clinic through rehab department. UC clinic through cardiology (6-9 mo wait).
- Risk factors continue to be refined.

Region Six COVID-19 Inpatients Last 30 Days (Jan 2 – Feb 2)



Region Six COVID-19 ICU Patients Last 30 Days (Jan 2 – Feb 2)



Hamilton County Case Rates

- In July 2021, CDC set a threshold for indoor masking at 50 cases per week per 100K population.
- The 7-day sum of cases per 100K population in Hamilton County is currently 633
- That is > 12x the CDC threshold and > 6x the CDC definition of “high” transmission

COVID-19 Vaccine Updates

- FDA granted full approval of the Moderna COVID-19 vaccine (*Spikevax*, age ≥ 18)
- Pfizer / BioNTech submitted to FDA EUE children 6 months to 5 years old. FDA VRBPAC meeting Feb 15 to discuss submission. Next scheduled CDC ACIP meeting Feb 23-24.

COVID-19 Therapeutics Allocation by Ohio

- Ohio expects 2,800 courses of Paxlovid and 11,500 courses of Molnupiravir per 2-week cycle, allocated by HHS based on population
- Sotrovimab 1,200 courses per week, allocated by ODH based on disease prevalence
- Evusheld (pre-exposure for immunocompromised) 2,500 course per week

Ohio National Guard Ethos Lab Testing Sites

- Riverbend site will close Friday, Feb 4
- Other three sites will stay online even after ONG completes deployment
- Convert to walk-up sites rather than drive-thru
- Sites will be closed Thursday / Friday, including UC Health (expected to transition from drive-thru to indoor operation Feb 14)
- Updates and Vetted testing sites reported on Test and Protect website

Date	Mason	Riverbend	Weller Park	Eastgate
Monday 1/24	285	114	236	140
Tuesday 1/25	190	70	117	159
Wednesday 1/26	156	47	105	135
Thursday 1/27	160	51	113	122
Friday 1/28	134	34	118	100
Monday 1/31	133	49	87	96

ODH Nucleocapsid Antigen Tests

- *Abbott* BinaxNow and *Quidel* Sofia Antigen Tests have been available
- ODH plans to add *iHealth* and *Acon* Flowflex

School Guidance - What is an Outbreak?

- Public health defines an “outbreak” as multiple cases comprising at least 10% of student, teachers, or staff, within a specified core group or at least three (3) cases within a specified core group meeting criteria for a probable or confirmed school-associated COVID-19 case with symptom onset or positive test result within 14 days of each other ...
- who were not identified as close contacts in another setting (household) outside of school ...
- AND epidemiologically linked in the school setting or a school-sanctioned extracurricular activity.
- Working with school nurses similar to all infectious disease. Grey areas in interpretation of ODH guidelines.

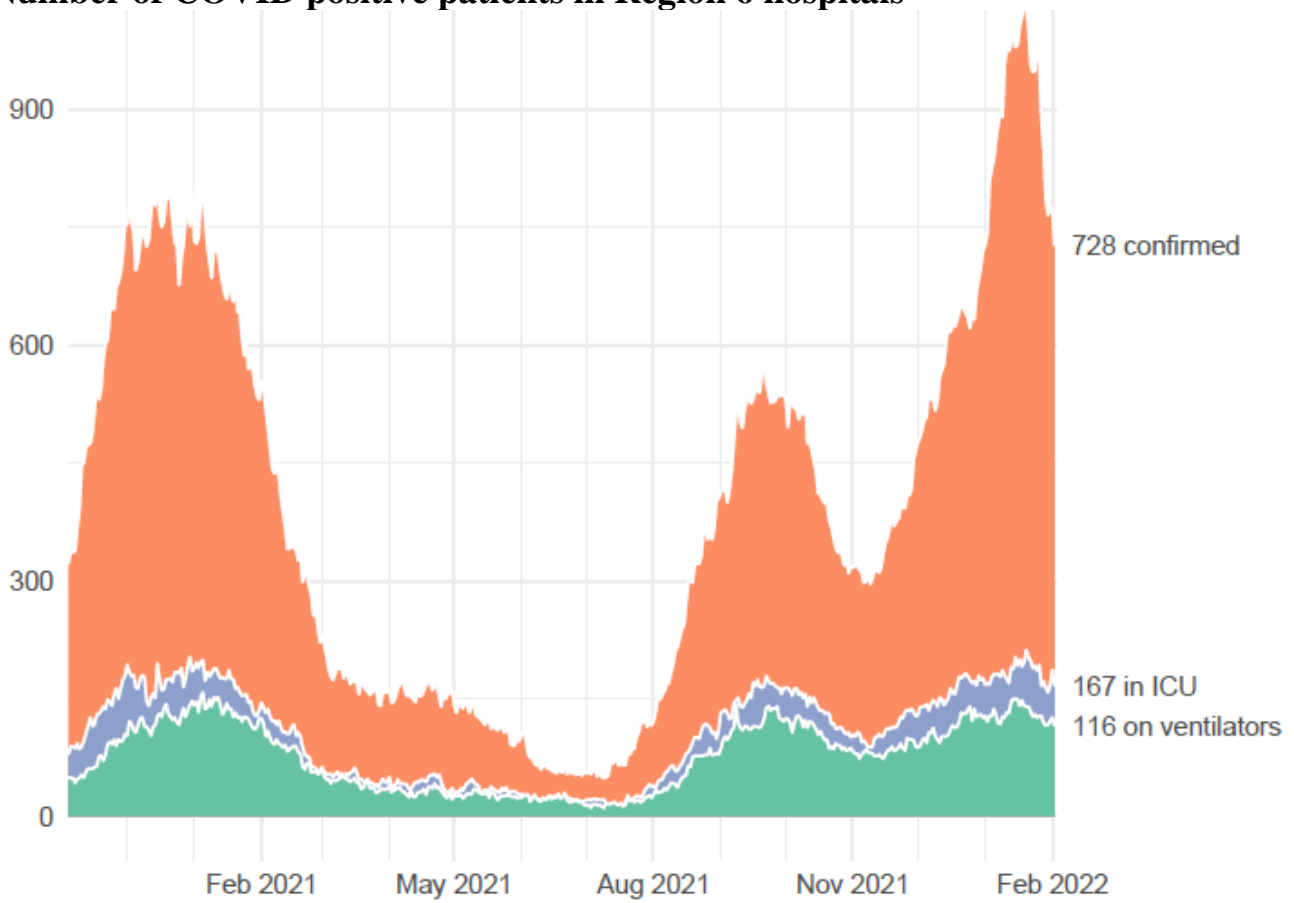
County Snow Emergency Levels

Sheriffs may declare a snow emergency to temporarily closing county and township roads

1. Drivers are urged to drive very cautiously
2. Only those who feel it is necessary to drive should be out on the roads. Employers may restrict on site employees
3. All roadways are closed to non-emergency personnel. Those traveling on the roads may be subject to arrest.

Next Zoom Call ... **Thursday, February 10** (12:30 – 1:00 pm)

Number of COVID positive patients in Region 6 hospitals



Ohio Incidence Rate Cases per day (7-day average) by Region



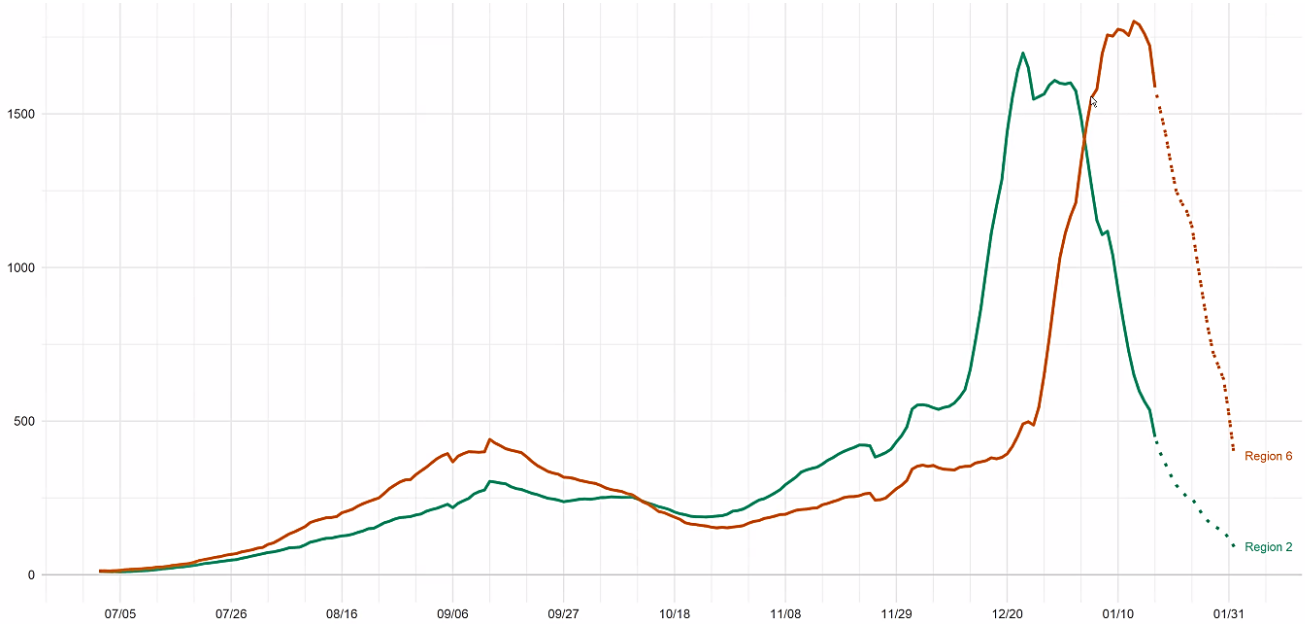
Region	Incidence Rate (cases/day/100K)	R
1	87.6	0.73
2	28.9	0.73
3	118.4	0.75
4	91.4	0.75
5	48.0	0.68
6	111.2	0.73
7	167.1	0.78
8	118.7	0.76

Seven Day Sum of New COVID cases per 100,000 people

Region 2 (orange) and Region 6 (orange)

Dotted lines indicated preliminary data, which should be viewed as a floor on the eventual case count
 Three-week delay in peak between region 2 (Cleveland) and region 6 (Cincinnati)

Source: ODH COVID-19 Dashboard on 01-31-22



Influenza Admissions Remain Low in Southwest Ohio and the State

Ohio Confirmed Influenza-associated Hospitalizations by MMWR Week; 2021-2022 Influenza Season (n=458)

