

***The Beaver Institute and MHOA
Present:***

**Better Beaver Management
Builds Climate Resilience**

Michael Callahan, President



My Beaver Background

1986 – Certified Physician Assistant

1996 – Question 1 Referendum

1998 - Pioneer Valley Wetland Volunteers

2000 – Started Beaver Solutions LLC

2001 - New BOH Beaver Permits

**2017 - The Beaver Institute, Inc.
a 501(c)3 nonprofit**



Preview

- **Beaver Basics**
- **How Beavers Build Climate Resilience**
- **Beaver Problems and Solutions**
- **Permits**
- **Q & A**



Beaver Basics



Beaver Basics

- *Castor Canadensis*
- North America's Largest Rodent
- Adults weigh 40 to 60+ lbs.
- Aquatic mammal



Many Aquatic Adaptations

Fur
Lips
Eyes
Feet
Tail
Ears
Nose
Heart



Beaver Biology

- Vegetarian diet. (No fish!)
- Self-sharpening teeth



Beaver Basics

- Mate for life
- Only one breeding pair
- 1 to 6 kits per year



Beaver Basics

- 2 yr. olds move out to find a mate
- Territorial
- No hibernation





Why Do Beavers Dam?

To create ponds for:

- Protection from predators
- Flood trees
- Store winter food cache



Beaver Dams

Create Valuable Wetlands



Wetlands Clean Water *(The Earth's Kidneys)*

- Decrease Nitrogen and Phosphorus
- Trap heavy metals
- Reduce runoff pesticides, pollutants
- Deposit suspended solids



More Beaver Pond Benefits


- Recharge aquifers
- Maintain water table
- Less stream erosion
- Restore eroded streams
- Endangered species /
Biodiversity



Beaver = Keystone Species



KEYSTONE SPECIES



Biodiversity: A Major Dam Benefit



Beaver Wetlands

Biodiversity equal to:
Coral Reefs and Rain Forests!

Source: U. S. EPA

<https://www.epa.gov/wetlands/why-are-wetlands-important>



Climate Change Issues

Large Storm Flooding Damage

Water Storages

Wildfires

Species on Decline

and More



Can Beavers Stop Climate Change?

No.



Can Beavers Decrease Climate Damage?

Absolutely!



Climate Resilience Benefit

- ✓ Large Storm Flooding Damage



Climate Resilience Benefits

- ✓ Large Storm Flooding Damage
 - ✓ Water Storage



Climate Resilience Benefits

- ✓ Large Storm Flooding Damage
 - ✓ Water Storage
 - ✓ Wildfires



Climate Resilience Benefits

- ✓ Large Storm Flooding Damage
 - ✓ Water Storages
 - ✓ Wildfires
- ✓ Species on Decline





Beaver dams “bank”
water and biological riches
reducing climate change damage.

Climate Resilience Benefits

- ✓ Large Storm Flooding Damage
 - ✓ Water Storages
 - ✓ Wildfires
- ✓ Species on Decline
- ✓ Carbon Storage



Beaver Wetlands are Safe Repositories
for valuable water and species under stress.



Beavers Building Climate Resilience

Water – Save and store

Floods – Decrease damage from large storms

Wildfires – Wet the land: decrease burns, refuge for species, decrease damage downstream, and speed recovery after fires

Biodiversity – Save genetic biodiversity and endangered species, e.g. salmon



BUT.....



Beavers Can Cause Problems



Types of Beaver Problems

- Road Flooding
- Structural Flooding
 - Tree Damage
- Septic System or Well Flooding
 - Agricultural Land Flooding
- Drainage Structure Blockage



Beaver Control Options

- **Short-Term Solutions:**

 - Dam Removal, Culvert Clearing

- **Moderate-Term Solution:**

 - Trapping

- **Long-Term Solutions:**

 - Water Control (Flow) Devices



Trapping



Floodplain Development = “No Tolerance Zone”





Beaver Trapping









Conibear Trap - Lethal



Trapping

Pros: Traditional approach

Utilize fur in-season

Inexpensive if DIY

Cons: Often short term

Often more expensive if not DIY

Loss of wetland benefits

Public relations



Road Culverts

A blocked road culvert can quickly become a serious problem.



Protecting Road Culverts



A Blocked Culvert Can Cause Serious Damage



Preventing Beaver Flooding Damage

A blocked road culvert can quickly become a serious problem.



Road Culverts

**Nearly every culvert can be
protected from beavers
with a flow device.**



Flow Device Types

- 1. Flexible Pond Leveler**
- 2. Culvert Fence**
- 3. Fence and Pipe System**
- 4. Diversion Dam**





Flow Devices Can Prevent This

Blocked culverts are our most common beaver problem and each one can cost thousands of dollars in labor and repair costs.



Flow Devices

- Save Labor and Time
- Protect Infrastructure 24/7
 - Minimal Maintenance
 - Cost-Effective
 - Long-Term
- Environmentally Friendly





Testimonials
courtesy of Beaver
Solutions LLC

Flow Device Types

- 1. Pond Leveler Pipes**
- 2. Culvert Fences**
- 3. Fence and Pipe Systems**
- 4. Decoy Dams**





Flexible Pond Leveler



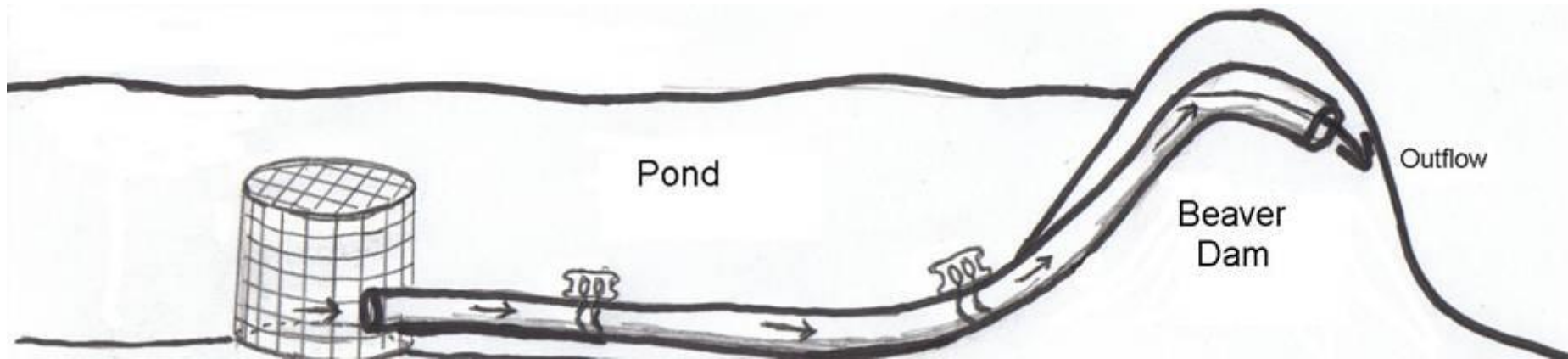
Flexible Pond Leveler



The height of the pipe in the dam determines the final pond level.



Flexible Pond Leveler Diagram



Note: Beavers are unable to detect the flow of water into the pipe.







3 Months Later



3 Years Later





3 Years Later



8 Years Later

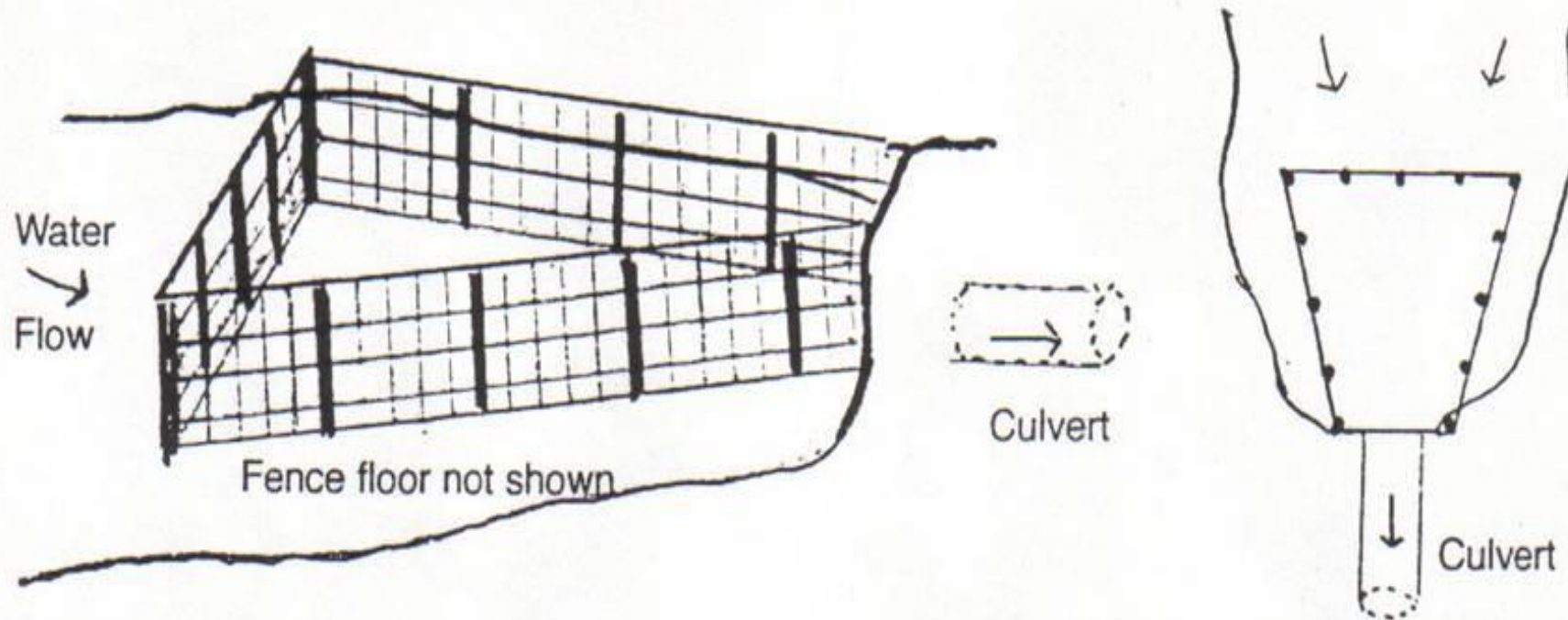


Flow Device Types

1. Pond Leveler Pipes
- 2. Culvert Fences**
3. Fence and Pipe Systems
4. Decoy Dams



Keystone Culvert Fence



Make the culvert undesirable to dam

Keystone Culvert Fence

Reason 1:

Large perimeter to dam




Keystone Culvert Fence


Reason 2:
Damming
forced away
from culvert



Keystone Culvert Fence



Reason 3:
Opening widens which decreases
damming stimulus of
moving water.







On a Dam Mission





Customize shape to fit stream



Wildlife Passage











Flow Device Types

1. Pond Leveler Pipes
2. Culvert Fences
- 3. Fence and Pipe Systems**
4. Decoy Dams



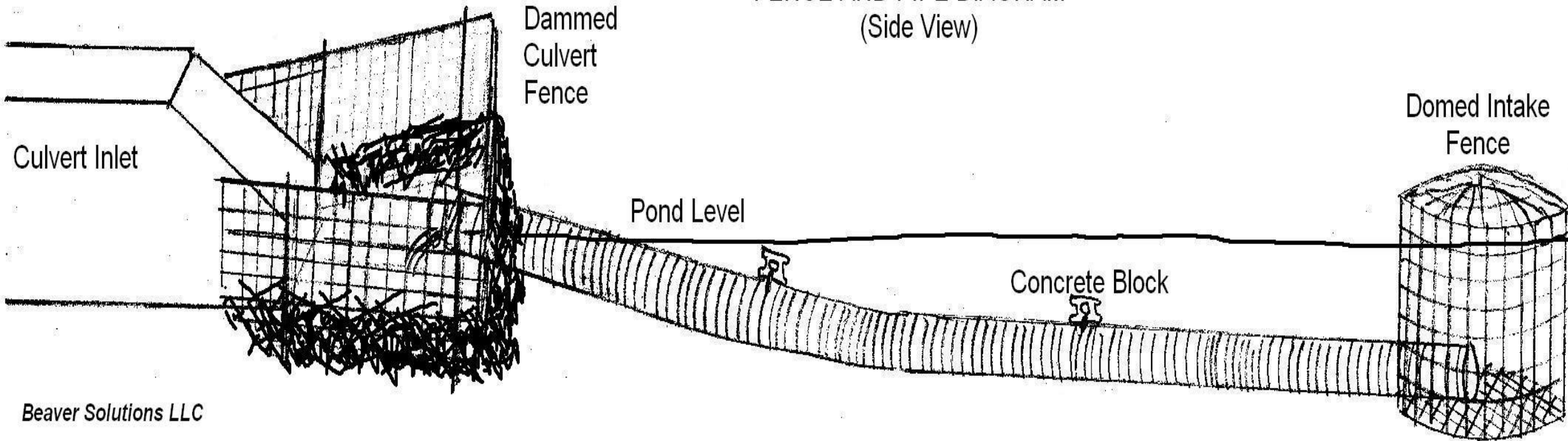


Large storm runoff goes up and over the dam
on the fence into an open culvert



Fence and Pipe Diagram

FENCE AND PIPE DIAGRAM
(Side View)







Sometimes 2 or 3 Pond Leveler pipes are needed to handle large watersheds



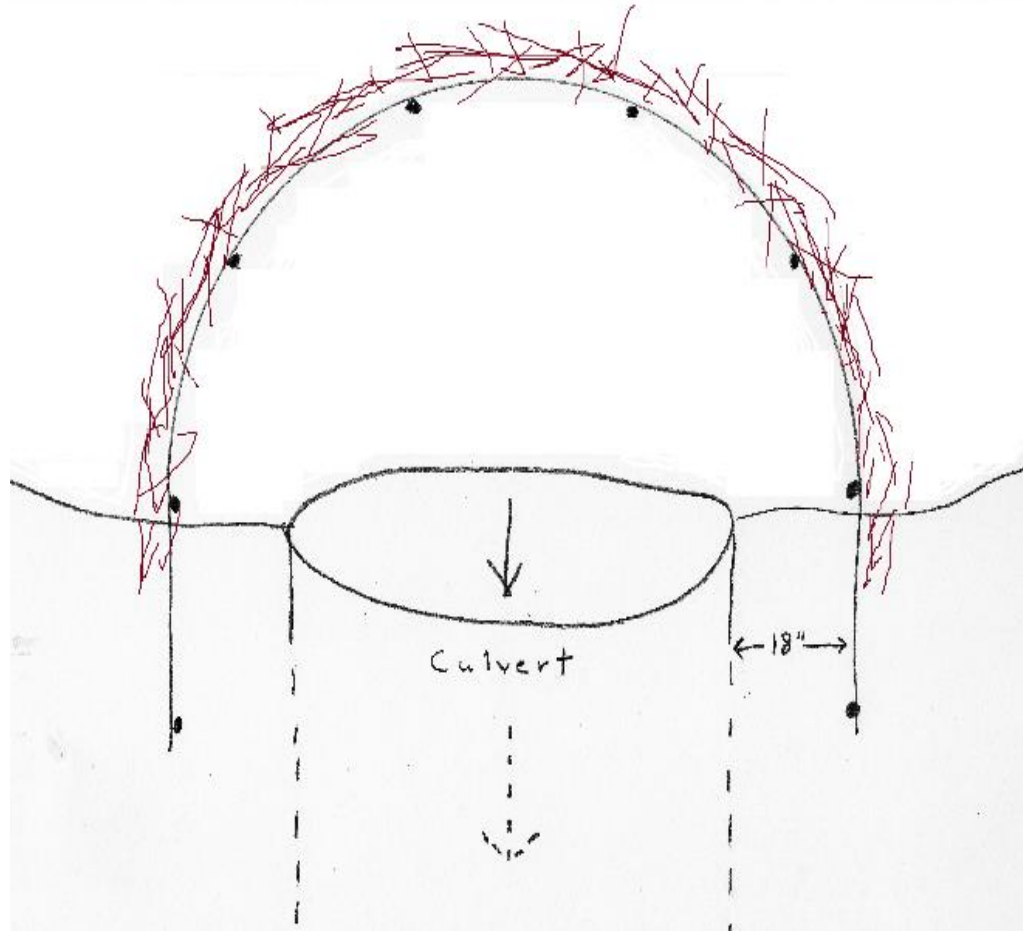


Flow Device Types

1. Pond Leveler Pipes
2. Culvert Fences
3. Fence and Pipe Systems
- 4. Decoy Dams**



Decoy Dam





Decoy Dam

Protects culvert
Allows upstream beaver pond









Site Assessments

A site assessment determines if a flow device is feasible or if trapping is needed.

3 of 4 conflicts are best managed with flow devices,
1 of 4 with trapping.



Flow Device Feasibility Issues

Very high flow streams

Development in a floodplain

Drainage ditches or canals

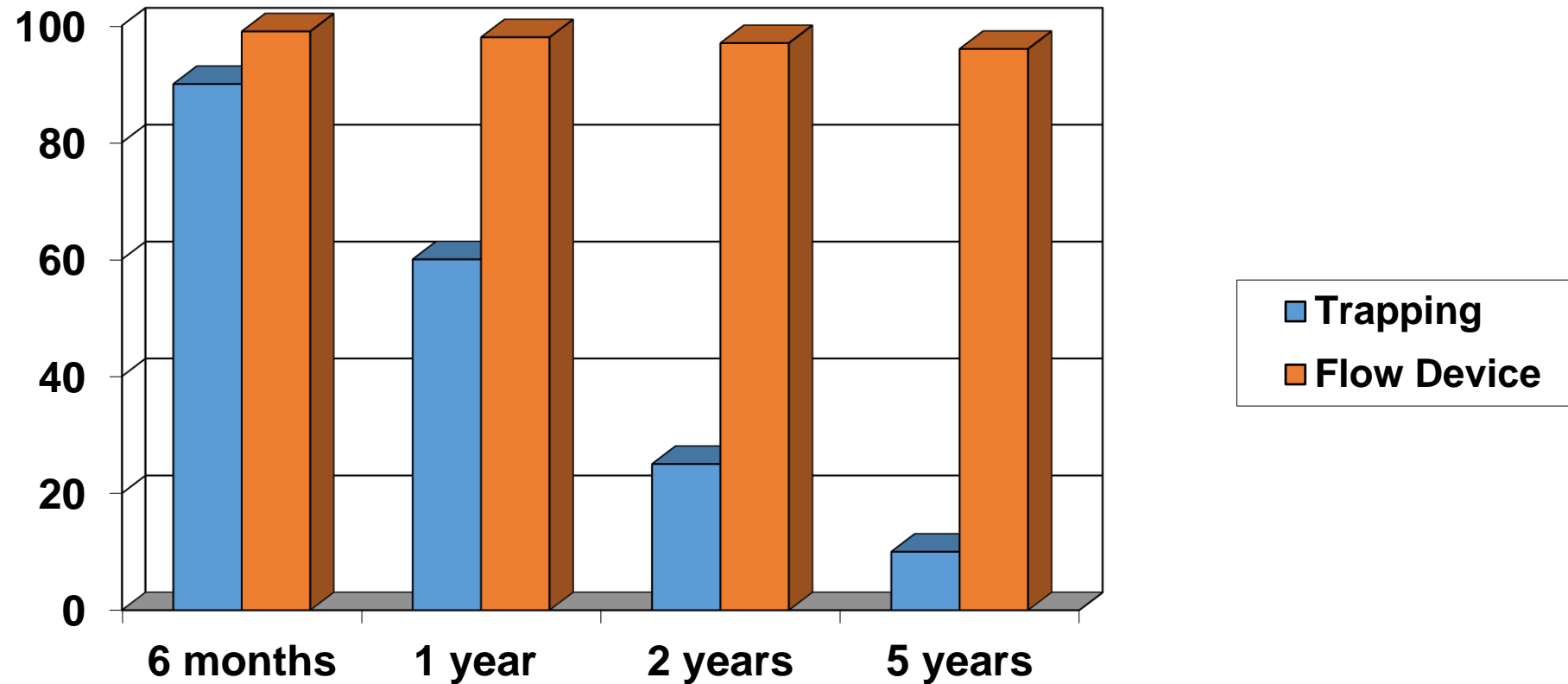
Public water supplies



Success Rates



Trapping v. Flow Device Comparison



Sample Size – Over 1,000 total sites



Billerica, MA
Beaver Management Study

19 Year Study

55 Beaver Conflict Sites

Published by the Association of MA Wetland Scientists, 2019



Billerica Beaver Study

55 Conflict Sites

43 - Flow device sites = \$229/year

12 - Trapping sites = \$409/year

Flow devices saved \$180 (44%) per site every year



Professional Options

Beaver Deceivers International - Grafton, VT

www.beaverdeceivers.com

Beaver Solutions LLC - Southamptton, MA

www.beaversolutions.com

(shameless plug!)



Average Costs

- Culvert Protective Fence - \$1,500
- Flexible Pond Leveler - \$1,900
- Fence and Pipe Device - \$2,400
- Diversion Dam - \$500
- Trapping - \$1,300



Flow Device Maintenance

Maintenance checks 1x – 4x annually

Average total labor = 1 hour/year/site

*Beaver Solutions Maintenance Plan \leq \$300 per year
with a Money-back Guarantee*



Permits

Health Director: 10 Day Emergency Beaver Permit

Allows:

Trapping

Dam Breaching

Flow Device Installation



- **MA DPH Guidelines**

Guidance for Boards of Health Implementing M.G.L. c.131, s.80A
Threats from Beaver and Muskrat-Related Activities

Issued 2/14/01

Page 2 -



MA DPH Guidelines

Threats to human health and safety identified:

See examples a-i,

Pages 2 - 3

www.mass.gov/files/documents/2016/12/op/beaver-guidance.pdf



A threat to human health and safety may include:

- (a) beaver or muskrat occupancy of a public water supply;
- (b) beaver or muskrat-caused flooding of drinking water wells, well fields or water pumping stations;
- (c) beaver or muskrat-caused flooding of sewage beds, septic systems or sewage pumping stations;
- (d) beaver or muskrat-caused flooding of a public or private way, driveway, railway or airport runway or taxi-way;
- (e) beaver or muskrat-caused flooding of electrical or gas generation plants or transmission or distribution structures or facilities, telephone or other communications facilities or other public utilities;
- (f) beaver or muskrat-caused flooding affecting the public use of hospitals, emergency clinics, nursing homes, homes for the elderly or fire stations;
- (g) beaver or muskrat-caused flooding affecting hazardous waste sites or facilities, incineration or resource recovery plants or other structures or facilities whereby flooding may result in the release or escape of hazardous or noxious materials or substances;
- (h) the gnawing, chewing, entering, or damage to electrical or gas generation, transmission or distribution equipment, cables, alarm systems or facilities by any beaver or muskrat;



Permits

If, Dam breaching or a Flow Device is planned:

Conservation 30 Day Emergency Permit is needed
(after BOH Permit is issued)



Summary

- Beaver Basics
- How Beavers Build Climate Resilience
- Beaver Problems and Solutions
- Permits
- Q & A



**Thanks for your attention
and to the MHOA!**



www.BeaverInstitute.org

**Thanks for your attention
and to
The MHOA!**



