

GENERAL SESSION - Payments are Moving Faster: Are You Packed and Ready to Go?

Results Exported on October 09, 2018

LIVE POLL

EVENT Navigating Payments 2018: Passport to
Payments

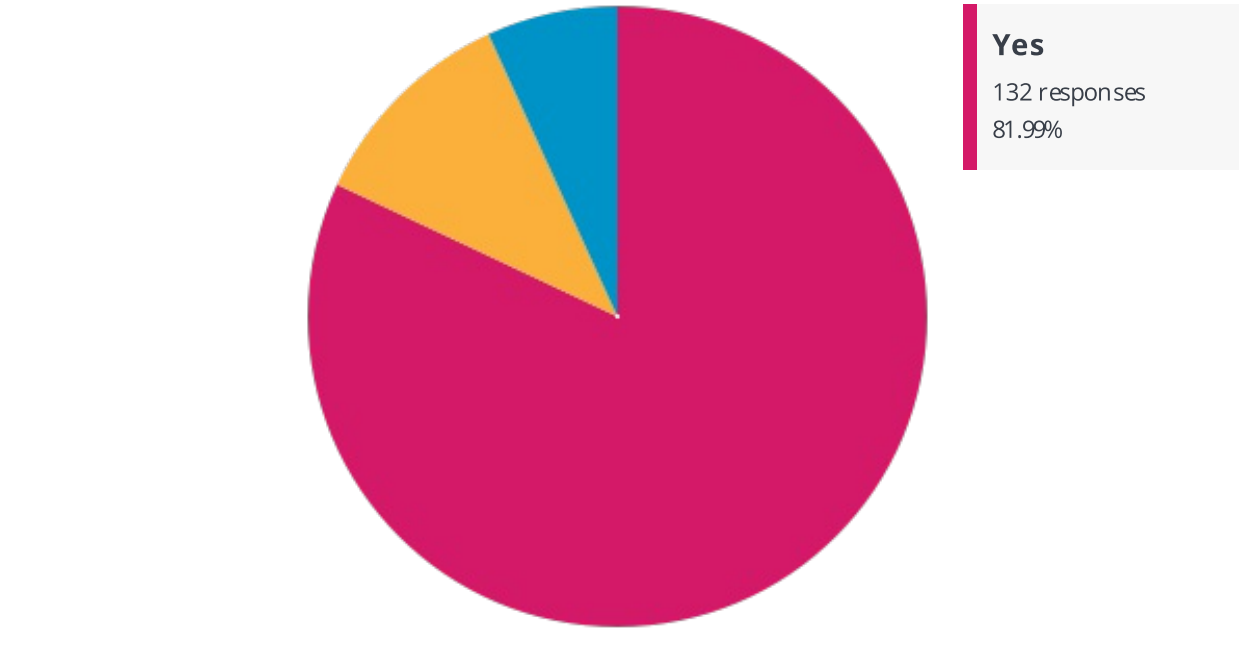
SESSION GENERAL SESSION - Payments are Moving
Faster: Are You Packed and Ready to Go?

SESSION DATE & TIME October 04, 2018 08:30AM

SPEAKERS Jennifer, Jane, Tim, Dan

Q. Does your organization feel that faster payments are necessary in the United States?

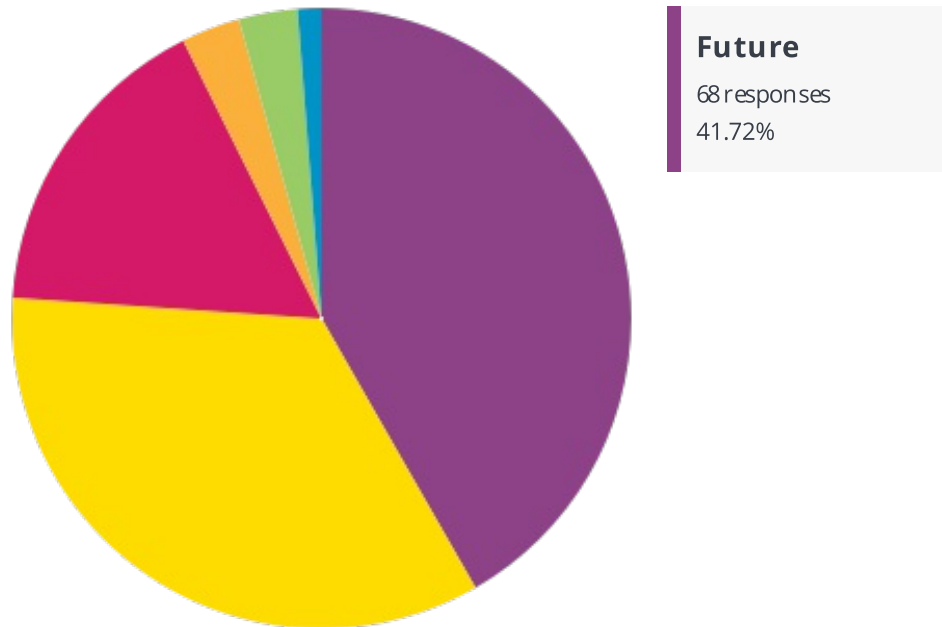
Top Response Options



Answer Options	Responses	Percentage
Yes	132	81.99%
I Don't Know	18	11.18%
No	11	6.83%
Total	161	100.00%

Q. When does your institution plan to invest in a Real Time solution for faster payments?

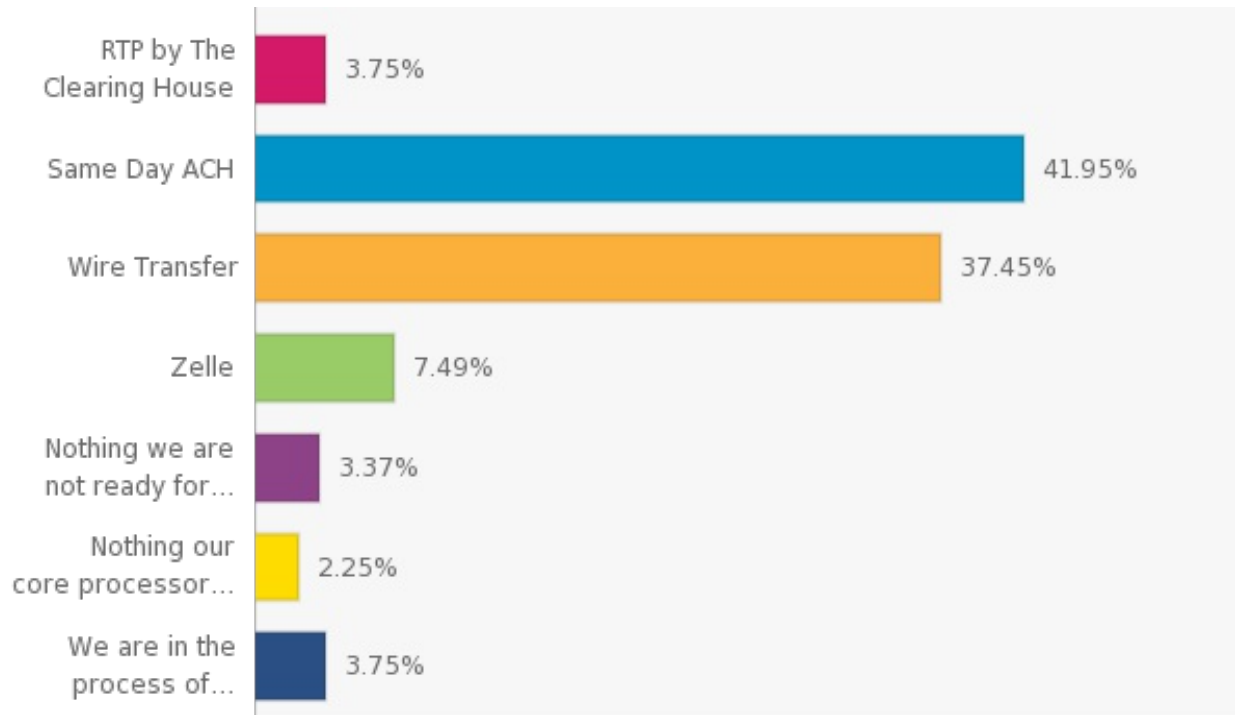
Top Response Options



Answer Options	Responses	Percentage
Future	68	41.72%
I don't know	56	34.36%
Already implementing	27	16.56%
Q1-Q2 2019	5	3.07%
Q3-Q4 2019	5	3.07%
End of year 2018	2	1.23%
Total	163	100.00%

Q. What does your organization use for making faster payments?

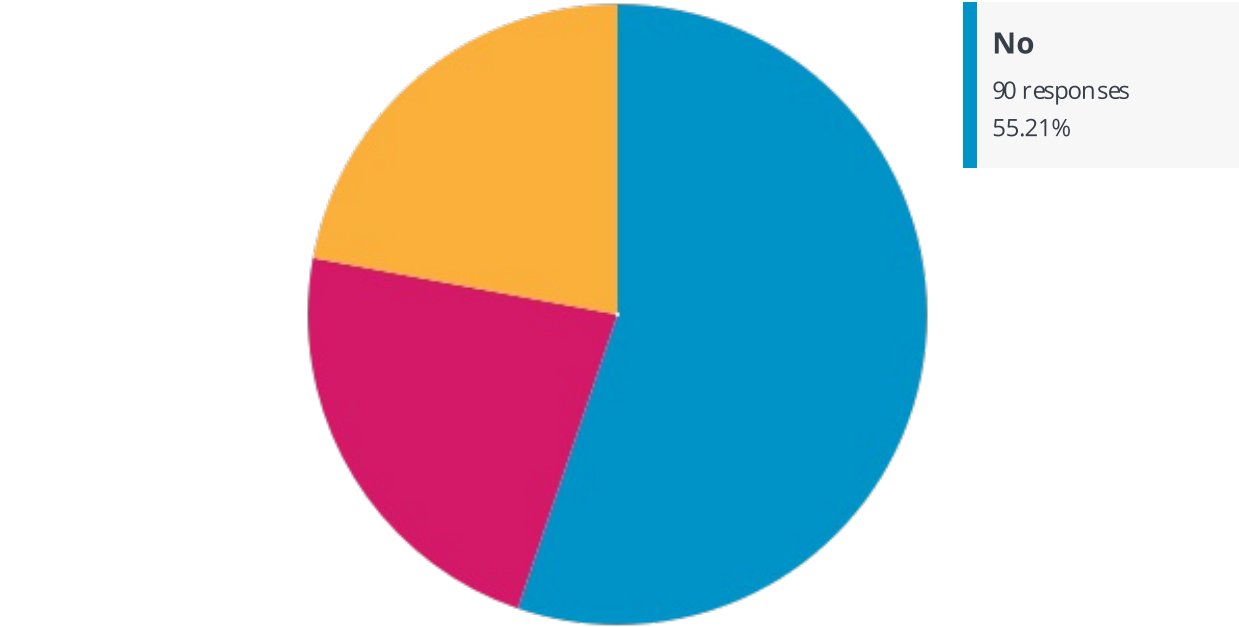
Top Response Options



Answer Options	Responses	Percentage
RTP by The Clearing House	10	3.75%
Same Day ACH	112	41.95%
Wire Transfer	100	37.45%
Zelle	20	7.49%
Nothing we are not ready for real time or faster payments	9	3.37%
Nothing our core processor has not offered a solution to us	6	2.25%
We are in the process of implementing but are not live with a solution yet	10	3.75%
Total	267	100.00%

Q. Does your organization have a formal Faster Payments strategy?

Top Response Options



Answer Options	Responses	Percentage
No	90	55.21%
Yes	37	22.70%
I don't know	36	22.09%
Total	163	100.00%

Q. What are your organizations plans for real time payments?

Top Response Options



Plan to offer/use in the next 1-2 years (by 2020)

48 responses
30.38%

Answer Options	Responses	Percentage
Plan to offer/use in the next 1-2 years (by 2020)	48	30.38%
Plan to offer/use in the next 3-5 years	45	28.48%
Currently offer/use	34	21.52%
No plans to offer or use	31	19.62%
Total	158	100.00%